



# Technology, Media, and Telecommunications Predictions 2023

Deloitte's Technology, Media & Telecommunications (TMT) industry group brings together one of the world's largest pools of industry experts—respected for helping companies of all shapes and sizes thrive in a digital world. Deloitte's TMT specialists can help companies take advantage of the ever-changing industry through a broad array of services designed to meet companies wherever they are, across the value chain and around the globe. Contact the authors for more information or read more on [www.deloitte.com](http://www.deloitte.com).

# Contents

Foreword	3
Telecoms	4
Too congested before we're connected? Broadband satellites will need to navigate a crowded sky	5
Accessible is possible: Introducing the US\$99 5G smartphone	12
5G's promised land finally arrives: 5G standalone networks can transform enterprise connectivity	18
Semiconductors	24
AI in chip design: Semiconductor companies are using AI to design better chips faster, cheaper, and more efficiently	25
Supercharged semiconductors: Chips made of newer materials surge ahead, handling the volts that would fry silicon chips	32
That's just rad! Radiation-hardened chips take space tech and nuclear energy to new heights	39
Screens and media	45
Everyone's watching: AVOD finds an increasingly receptive audience	46
Live sports: The next arena for the streaming wars	53
Virtual production gets real: Bringing real-time visual effects onto the set	59
As seen in your feed: Shopping goes social, trending past US\$1 trillion in annual sales	65
Will VR go from niche to mainstream? It all depends on compelling VR content	71

<b>Technology</b>	<b>77</b>
Battle for the Enterprise Edge: Providers prepare to pounce on the emerging enterprise edge computing market	78
Tech's climate commitment: Organizational and personal impacts are pushing tech leaders toward faster climate action	85
<b>Mergers and acquisitions</b>	<b>95</b>
Let's make a deal—in gaming! Gaming M&A is growing on the back of consolidation, portfolio plays, and game tech	96
TMT divestitures make a comeback: 2023 deal values in tech, media, and telecom may bounce back strongly	101

# Foreword

## TMT Predictions 2023

Doing more with less—economic and other factors shift both consumer and enterprise spending in new directions

**R**ISING INFLATION AND interest rates, slowing economies, and plunging consumer confidence have dominated discourses this year. The ripples they generated have heavily influenced the theme for TMT Predictions 2023. Technological innovation and sustainability remain themes, but this year is unusually influenced by external forces.

Rising fuel, utilities, and food costs are forcing many consumers to rethink discretionary spending choices they made during the pandemic. Consumers who were already churning subscription video-on-demand (SVOD) services last year are eagerly shifting to cheaper, ad-supported AVOD services, to the point where we are predicting that all major SVOD services have an AVOD tier by the end of the year. Meanwhile, higher prices at the pumps are making battery electric cars more attractive, driving demand for high-power silicon carbide chips.

Economic conditions are driving a rebound in tech divestitures and growth in M&A activity around gaming as many targets are much cheaper than a year ago. 5G smartphones with a price tag of more than US\$1000 aren't quite setting the sales counter on fire; 5G phones for under US\$100 are expected

to hit the market sooner than many people think. The chip industry needs to make chips faster and with fewer people, and that's where new kinds of artificial intelligence tools for chip design emerge. Making blockbuster video for all those AVOD viewers takes a lot of time and money... but less time and money if virtual production technologies are used. Meanwhile, retailers are trying to kickstart moribund consumers with social commerce—the multibillion-dollar market you might not know about, but your kids do.

Not everything orbits the economy, of course. We're calling for over 5,000 low Earth orbit satellites by the end of the year, and growth in radiation-hardened chips in higher orbits. Back down on Earth, tech companies are leading other industries in trying to save the planet with many targeting carbon neutrality by 2030.

Economics always matters, of course. It is not yet clear if we're heading for the hoped-for soft landing, with economic recovery by 2024, if not sooner. Or a longer-term period of weakness or stagnation. We look forward to a TMT Predictions 2024 that is not dominated by these issues and returns to an innovation agenda.



**Ariane Buaille**  
Global Technology, Media & Telecommunications industry leader




**Gillian Crossan**  
Global Technology sector leader



**Kevin Westcott**  
Global Telecommunications, Media & Entertainment sector leader

# Telecoms



# Too congested before we're connected? Broadband satellites will need to navigate a crowded sky

LEO satellites could bring high-speed internet to every corner of the world—if they can stay out of each other's way. Fortunately, adjacent industries are gearing up to help.

David Jarvis, Duncan Stewart, Kevin Westcott, and Ariane Bucaille

**I**N *TMT PREDICTIONS 2020*, we said that low Earth orbit (LEO) satellite broadband constellations would be either a revolution or just a bunch of space junk.<sup>1</sup> Three years later, it still isn't entirely clear which it is—but a lot of companies are betting on the former. Deloitte Global predicts that more than 5,000 broadband satellites will be in LEO by the end of 2023, making up two working constellations providing high-speed internet to nearly a million subscribers on all parts of the planet, no matter how remote. Looking further out, if every organization currently planning to build a LEO constellation succeeds, seven to 10 competing networks could be operational by 2030, with a total

of 40,000 to 50,000 satellites serving more than 10 million end users.

## Doing choreography ... in space

The anticipated surge in satellite broadband deployments spells good news for users. It is likely that new applications will emerge, prices will decline, coverage and reliability will improve, and latency will fall. But several complications could slow the industry down. A much more crowded orbital environment significantly raises the risk of

collisions, requiring higher levels of cooperation and coordination. At the same time, the various national, regional, and global players will likely continue to fight over spectrum, orbital slots, launch capacity, and access to terrestrial markets. Among the major competitors:

**SpaceX's Starlink:** More than 2,600 working Starlink satellites serving almost half a million subscribers are currently in orbit.<sup>2</sup> Beyond typical consumer use, Starlink has demonstrated its utility for emergency services in a number of recent natural disasters.<sup>3</sup> Multiple airlines have begun exploring and testing the system for high-speed in-flight internet access.<sup>4</sup> SpaceX also received FCC approval to provide mobile connectivity for boats, planes, and other vehicles, fulfilling one of the company's early promises.<sup>5</sup>

**Amazon's (Project) Kuiper:** Although none of its planned 3,236 satellites are currently in orbit, Amazon announced a multibillion-dollar agreement with three providers in April 2022 to launch most of these satellites over five years.<sup>6</sup> But Amazon will need to hurry: It must have half of its satellites in place by 2026 and the entire constellation in orbit by 2029, or it will lose its FCC authorization.

**OneWeb:** More than two-thirds of UK-based OneWeb's planned 648 satellites are currently in orbit, and the company is aiming to start global operations by the end of 2023.<sup>7</sup> OneWeb also recently combined with France-based Eutelsat in a US\$3.5 billion deal.<sup>8</sup> The combined company intends to focus on enterprise and government connectivity by integrating Eutelsat's geostationary satellites with OneWeb's LEO network.<sup>9</sup>

Additional players include Canada's Telesat, which plans to start launching its 188-satellite Lightspeed network in 2025.<sup>10</sup> Another is Telco-backed AST SpaceMobile, which is planning a constellation of 243 satellites that will allow mobile devices to connect directly to its LEO network.<sup>11</sup> And China,

as part of a national plan, launched six test satellites in March 2022 for the private firm Galaxy Space. China's network may eventually contain up to 13,000 satellites.<sup>12</sup>

The big challenge for these companies? Keeping their satellites out of harm's way. Space surveillance networks currently track more than 31,000 orbiting objects, including more than 6,000 operating satellites.<sup>13</sup> On top of that are an estimated hundreds of thousands of untracked debris fragments, ranging from pieces of destroyed satellites to paint flecks. To keep satellites from colliding with each other and from being struck by debris, it's necessary to know where all those objects are in real time, and with great precision, a discipline known as space situational awareness (SSA). Also essential is effective space traffic management (STM)—that is, robust technical and regulatory standards around launching, operating, and returning satellites to Earth.<sup>14</sup>

Currently, governments generally provide data for SSA, but there are challenges.<sup>15</sup> Dramatically increasing the number of satellites to track could overload the current system from both a technical and operational standpoint. The number of near-collisions—satellites passing within 1 kilometer of each other—has already risen significantly since LEO broadband constellations have started going up.<sup>16</sup>

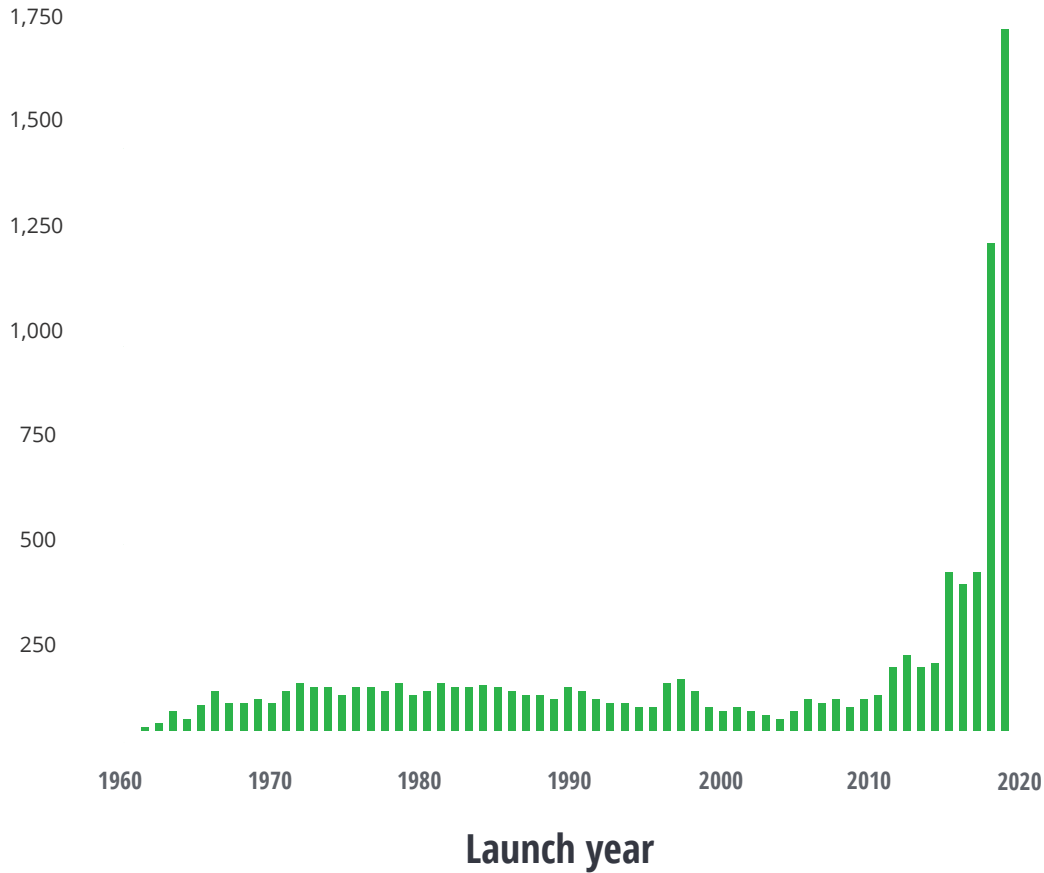
This challenge is driving the creation and growth of new markets. Prime among these is commercial SSA, which, while niche today, could grow to US\$1.4 billion by 2032.<sup>17</sup> SSA providers are building a combination of ground- and space-based sensors along with powerful computer models to track objects in space and predict their orbital paths.<sup>18</sup> A well-developed commercial SSA capability could augment government data and feed a trusted common operating picture. This market can be helped by the funding of the US Office of Space Commerce, which will work to take over civil space traffic management responsibilities as early as 2024.<sup>19</sup>



FIGURE 1

## The number of objects launched into low Earth orbit has dramatically increased, driven by commercial satellite constellations

■ Number of objects



Source: European Space Agency, *ESA's space environment report 2022*, April 22, 2022.

In-orbit satellite servicing and space-debris removal could also receive a boost from LEO satellite constellations. In space-debris removal, a specialized satellite rendezvouses with a dead satellite or object, captures it, and pushes it into a different orbit or the atmosphere to safely burn up. Several proof-of-concept space debris-removal missions have already occurred,<sup>20</sup> and many more are planned in the coming years.<sup>21</sup> In-orbit satellite

servicing aims to prolong satellite life: A servicing vehicle could refuel a satellite to extend its usefulness or, if a malfunction occurs, swap out a part to avoid having to scrap the whole thing. The industry-led Consortium for Execution of Rendezvous and Servicing Operations (CONFERS) is currently working to develop standards for this emerging industry.<sup>22</sup>

### **THE BOTTOM LINE**

If the industry continues on its current trajectory, the LEO broadband market will not only grow but also drive the expansion of supporting markets, creating a new and dynamic ecosystem. However, for this ecosystem to be viable in the long term, all involved should focus their attention and resources on protecting the commons of space. Critical uncertainties include:

- How much global cooperation will there be in space traffic management? To what extent will all the players be able to establish and follow formal “rules of the road”?
- Will better-quality SSA data become widely available and used before satellite operators become overwhelmed with managing potential collisions?
- How effectively will improvements in spaceborne computing and processing power, such as those enabled by advanced radiation-hardened chips,<sup>23</sup> facilitate real-time avoidance of debris or other satellites?
- How many more debris-creation events can LEO absorb before things get unsustainable? How will the market respond if things get worse?

So back to the original question: Are LEO satellite constellations a revolution or a bunch of space junk? As we said at the start, the jury’s still out. With lots of players in the game and lots of launches to come, the potential for both outcomes still exists—perhaps simultaneously.

## Endnotes

1. David Jarvis, Mark Casey, and Craig Wigginton, *High-speed from low orbit: A broadband revolution or a bunch of space junk?*, Deloitte Insights, December 9, 2019.
2. Stephen Clark, "SpaceX deploys 53 more Starlink satellites on record-tying 31st launch of the year," *Spaceflight Now*, July 17, 2022; Michael Sheetz, "SpaceX's Starlink satellite internet surpasses 400,000 subscribers globally," *CNBC*, May 25, 2022.
3. Mihir Tripathy, "How is Starlink changing connectivity?," *Smithsonian Magazine*, September 13, 2022.
4. Micah Maidenberg and Alison Sider, "Delta Air Lines tested SpaceX's Starlink internet for planes, Delta CEO Says," *Wall Street Journal*, April 18, 2022; Michael Sheetz and Leslie Josephs, "SpaceX's Starlink to provide Wi-Fi on Hawaiian Airlines flights with free service for passengers," *CNBC*, April 25, 2022.
5. Micah Maidenberg and Drew FitzGerald, "SpaceX wins permission to connect planes, boats, and other vehicles to Starlink internet service," *Wall Street Journal*, June 30, 2022.
6. Jeff Foust, "Amazon signs multibillion-dollar Project Kuiper launch contracts," *Space News*, April 5, 2022.
7. Jason Rainbow, "Eutelsat and OneWeb agree multi-orbit merger plan," *Space News*, July 25, 2022.
8. Sara Reuberg, "Deal struck to create European satellite rival to Elon Musk's Starlink," *Wall Street Journal*, July 26, 2022.
9. Low Earth orbit (LEO): An orbit between 160 and 2,000 kilometers above the Earth. Low Earth orbits have a short orbital period (approximately 90 to 120 minutes) and are commonly used for remote sensing, human space flight, and data communication. Satellites in this orbit can only communicate with a small portion of the Earth's surface at any given moment, which is why a larger number of satellites is needed for global coverage. Geosynchronous orbit (GEO): An orbit at 35,786 kilometers above the Earth's surface. Satellites in this orbit move at the same speed as the Earth rotating, so they stay in roughly the same place over the Earth's surface. With a much wider view of the Earth, this orbit is good for imagery, communications, and weather satellites, because only a few satellites can provide global coverage.
10. Jason Rainbow, "Telesat to order 100 fewer satellites for LEO constellation," *Space News*, May 6, 2022.
11. Martyn Warwick, "New 243-strong satellite system will bring 4G and 5G to equatorial regions," *Telecom TV*, December 18, 2020.
12. Andrew Jones, "China launches test satellites for broadband constellation," *Space News*, March 7, 2022.
13. Space Debris Users Portal, *Environment report*, accessed October 26, 2022.
14. United Nations Office for Outer Space Affairs, "Space traffic management and small satellites: new topics to be included in United Nations international space law discussions," press release, April 25, 2015.
15. US Department of Commerce, "Department of Commerce and Department of Defense sign Memorandum of Agreement to advance coordination in space," press release, accessed October 26, 2022; National Space Council, *Recommendations on trust and interoperability in space situational awareness data*, accessed October 26, 2022.
16. Tereza Pultarova, "SpaceX Starlink satellites responsible for over half of close encounters in orbit, scientist says," *Space.com*, August 18, 2021; Ramish Zafar, "Starlink moved its satellites 1,700 times to evade Russian missile debris," *WCCF Tech*, July 16, 2022.
17. Jason Rainbow, "Getting SSA off the ground," *Space News*, June 17, 2022.

18. SCOUT Space, "A new vision for spaceflight," accessed October 26, 2022; Privateer, "Home," accessed October 26, 2022.
19. Sandra Erwin, "Office of Space Commerce to start developing architecture for traffic management," *Space News*, July 13, 2022.
20. *Astroscale*, "Astroscale's ELSA-d mission successfully completes complex rendezvous operation," press release, May 4, 2022; Jackie Wattles, "Satellite captures space junk for the first time," *CNN Business*, September 20, 2018.
21. Tereza Pultarova, "Commercial space clean-up service could be ready in 2024," *Space.com*, May 26, 2021; Sandra Erwin, "Space Force selects 125 industry proposals for on-orbit servicing technologies," *Space News*, May 2, 2022.
22. CONFERS, "Home," October 26, 2022; Mandy Mayfield, "Industry offering on-orbit satellite servicing," *National Defense*, January 29, 2021.
23. Duncan Stewart et al., *That's just rad! Radiation-hardened chips take space tech and nuclear energy to new heights*, Deloitte Insights, November 30, 2022.

## About the authors

**David Jarvis** | [davjarvis@deloitte.com](mailto:davjarvis@deloitte.com)

David Jarvis is a senior research manager with Deloitte's Center for Technology, Media & Telecommunications, Deloitte Services LP. He has more than 15 years of experience in the technology industry and is a passionate expert and educator focused on the future of our digital society.

**Duncan Stewart** | [dunstewart@deloitte.ca](mailto:dunstewart@deloitte.ca)

Duncan Stewart is the director of TMT Research for Deloitte Canada and is a globally recognized specialist on the forecasting of consumer and enterprise technology, media & telecommunications trends. He presents regularly at conferences and to companies on marketing, technology, consumer trends, and the longer-term TMT outlook.

**Kevin Westcott** | [kewestcott@deloitte.com](mailto:kewestcott@deloitte.com)

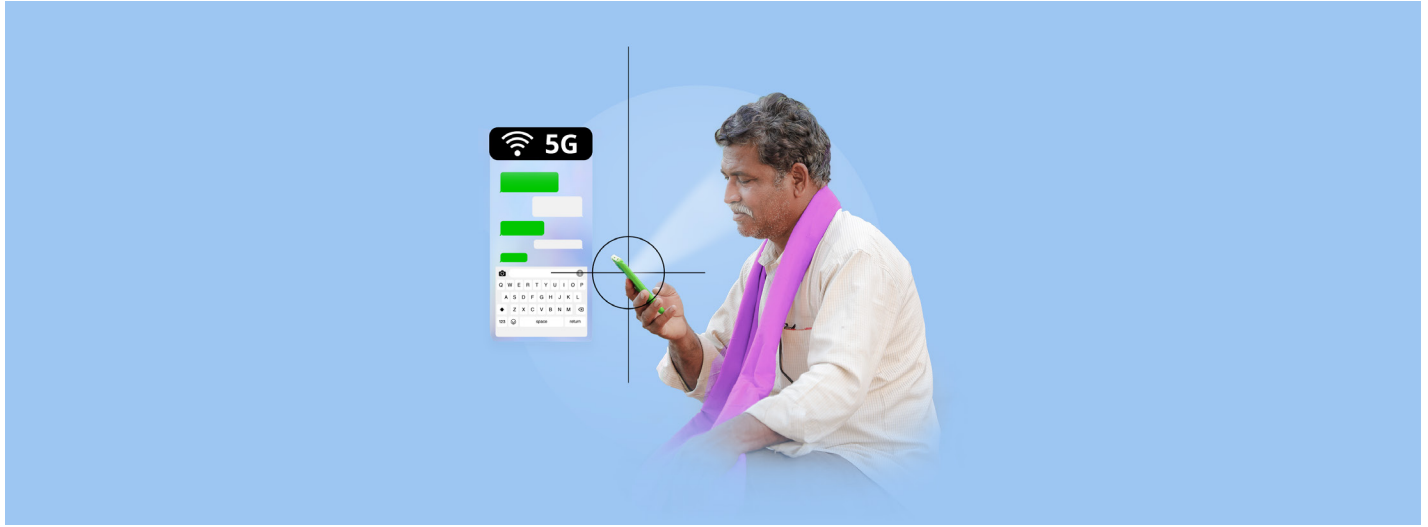
Kevin Westcott, vice chairman, is the leader of Deloitte's US Technology, Media & Telecommunications (TMT) practice and the global Telecommunications, Media & Entertainment (TME) practice. His industry experience spans film, television, home entertainment, broadcasting, over-the top, publishing, licensing, and games.

**Ariane Bucaille** | [abucaille@deloitte.fr](mailto:abucaille@deloitte.fr)

Ariane Bucaille is Deloitte's global TMT industry leader and also leads the TMT practice and the TMT Audit practice in France. She has more than 20 years of experience and is a chartered and certified public accountant.

## Acknowledgments

The authors would like to thank **Adam Routh** and **Aijaz Hussain** for contributing with their insights and expertise to this chapter.



# Accessible is possible: Introducing the US\$99 5G smartphone

5G phones under US\$100 are set to bring advanced wireless to consumers worldwide, with software, ads, and content sales providing the profits.

Ben Stanton, Paul Lee, Craig Wigginton, and Gill Hofmeyr

**B**ILLIONS OF PEOPLE around the world lack access to any kind of smartphone at all, let alone one with 5G. For many, the cost has been the major barrier—until now. Deloitte Global predicts that 2023 will see the launch of the first 5G smartphones retailing at US\$99 or its equivalent in other currencies. These phones will likely represent a very small share of 2023 smartphone sales, but they should eventually make 5G accessible to almost all consumers in almost all markets, accelerating 5G’s adoption around the world.

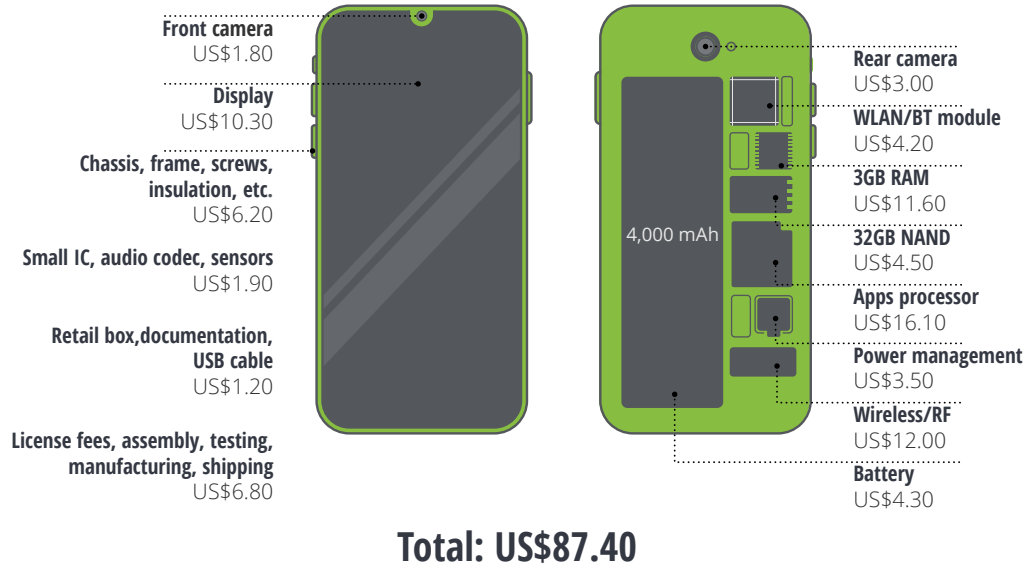
## Building phones is cheaper than ever, though vendors will need revenue beyond the sale

A US\$99 smartphone may seem far-fetched to consumers in developed economies who might pay upwards of US\$1,000 for top-of-the-line models. But devices at this low price point already exist. In 2022, 84 million phones costing less than US\$100 will have shipped, 48% to Asia (excluding China), 8% to China, 11% to Latin America, and 8% to Africa.<sup>1</sup>

FIGURE 1

## Low-cost components would make a 5G phone for US\$99 possible

Estimated costs to build and deliver a low-cost 5G smartphone in 2023 (USD)



Source: Deloitte Global estimate in collaboration with CCS Insight and Counterpoint Research.

All of these phones are either 3G- or 4G-capable, and Deloitte Global’s analysis of smartphone component costs shows that it’s entirely possible to build a similar 5G device.


A US\$99 5G phone may be similarly sized to a US\$999 model, but it would have notably different components: a low-end display, a single-lens camera, a low-power processor, and modest storage capacity. The bill of materials (BoM), shipping, and assembly for such a phone could cost as little as US\$87 in 2023 (figure 1), thanks largely to the cost of 5G-capable microprocessors finally falling below US\$20 per unit. Business operation costs such as sales and marketing, facilities, and energy usage could add at least another US\$40 per device. That adds up to US\$127... but some companies with a strong set of cellular, services, and content offerings would likely subsidize the difference to enable a 5G smartphone to sell for a sticker price of US\$99 or its equivalent. Beyond

2023, further falls in component prices should make subsidies unnecessary.

Clearly, smartphone vendors can’t count on subsidized sales of ultra-cheap phones to turn a profit. Fortunately, many have created revenue streams beyond upfront phone sales throughout the past decade:

- Preinstalled apps.** A smartphone vendor can charge a third-party developer to preload their applications. In the past, vendors would charge developers on a per-device basis, but performance-based payment, where dynamic preloads measure how apps are actually used once the smartphone is activated, is now more common. For the app developer, this makes preinstalls a viable alternative to online advertisements, which operate on a cost-per-install (CPI) payment model. The CPI for an Android phone, for instance, averages US\$1.22, whether or not the user ever opens the app.<sup>2</sup>

- **Advertisements.** In developed markets, it's common to see notifications that promote ecosystems around devices such as audio earbuds and smartwatches. Though sellers of these kinds of products would be unlikely to target buyers of a US\$99 phone, other types of companies may find smartphone ads to be just the thing. Local news stories can be served up as notifications, for example, with the smartphone vendor generating money from click-throughs.
- **Content.** Mobile telcos with their own applications and services—which can include gaming, cloud storage, film and TV, news, health, shopping, music, finance, and more—are prime candidates for success with US\$99 5G phones. Content revenues have already allowed some telcos in developing markets to provide remarkable subsidies on low-cost own-brand 4G smartphones. Add to that their revenue from compulsory data and calling plans via SIM-lock, and these telcos could find it economically sensible to subsidize their branded devices even further.



- **App store control.** In many countries and on many smartphones, the smartphone platform, iOS or Android, dictates the app store that customers use. But in China, many smartphone vendors successfully operate their own app stores, generating revenue from app sales and in-app purchases. This revenue allows them to offer subsidies to sell the devices themselves for up to 40% less than the same device would cost elsewhere in the world.<sup>3</sup>

The potential market, in terms of numbers, is huge. The first company to launch a US\$99 5G device, be it a smartphone vendor or mobile telco, will gain prestige and a reputation for equity in bringing next-generation technology to the less wealthy. These phones are likely to launch in China first, taking advantage of the country's near-ubiquitous 5G coverage in metropolitan areas. They will most likely be designed and shipped by a smartphone vendor utilizing its own app store and services to sell the hardware at a loss.

Emerging markets such as sub-Saharan Africa and Southeast Asia will follow close on China's heels. In developing regions such as Africa without a significant 5G presence, many telcos aim to deploy a mass of 5G smartphones first before building out their network infrastructures. By future-proofing the phones that their customers use, these telcos could make their 5G networks more profitable on day one. The lack of cheap 5G smartphones with which to pursue this strategy has been a major reason why telcos in these areas have held back from deploying 5G networks.<sup>4</sup> But with US\$99 5G phones just around the corner, the business case for telcos could be transformational—mainly because carrying a gigabyte of data is cheaper via 5G network technology than 4G.



## THE BOTTOM LINE

The first step is clear: Get 5G phones into customers' hands. But US\$99 is still expensive for many people. And beyond the device, people also need to fund regular payments for mobile data and services. Hence, improving access to credit will likely be a crucial prerequisite for the US\$99 smartphone market.

This will be a challenge. Twenty-nine percent of people in developing regions are unbanked and so lack a formal credit history<sup>5</sup>; for lenders, issuing credit to this group is high-risk and carries heavy premiums. However, solutions are emerging to reduce lenders' risk exposure. A provider could, for example, send push notifications and remotely lock devices if a customer does not pay their bill. In regions such as Latin America, remote locking has led delinquency rates to drop from 35% to 11%<sup>6</sup>—and if their device is locked, 83% of customers then pay the bill within 15 days, as opposed to several months. In developing markets, many telcos already offer mobile payment and banking solutions, and are well placed to be involved with creating financing.

Telcos have several factors to balance when crafting their long-term 5G strategies. First, they would incur the cost of network deployment, a significant capex outlay. Then, as they take advantage of the greater efficiency per gigabyte of 5G over 4G, they could potentially realize savings. And throughout, they could face uncertainty as they predict how quickly tariff prices will inevitably fall. To develop a winning strategy, therefore, telcos could do well to model profitability over 5G's generational lifecycle. On the demand side, they will also likely need to quantify how many net new customers a US\$99 5G phone could attract, as well as how much more data their existing customers could consume.

Perhaps most importantly for telcos, a low-cost 5G smartphone gives them a platform to explore new business models. For example, these devices could become ad-hoc fixed wireless access devices for households with poor fixed-line internet, delivering high-speed broadband for other devices anywhere within network coverage.

It's not just telcos in emerging markets that could benefit from cheap 5G phones. Many manufacturers in developed economies, for example, are eager to experiment with private 5G networks, but many pilots are waiting on the availability of competitively priced 5G modems. A 5G smartphone is not sufficient to drive elements of a smart factory, but it could certainly be used in proofs of concept ahead of large-scale deployments.

Of course, a US\$99 5G phone won't have the features and horsepower of a US\$1,000 model. From a certain point of view, this raises questions about the purpose of 5G. If 5G is about watching high-quality video, for example, then a cheap 5G phone is pointless—its low-res screen would be unable to display 4K HDR content with a high refresh rate, and users who download the file for an uninterrupted experience may find that the device's limited storage space quickly runs low. But 5G is not just about these showpiece applications. In the long term, it's about unlocking value by providing world-class connectivity to millions who might not currently have it, for work, education, or recreation. At US\$99, that's a bargain.

## Endnotes

1. Canals estimates and forecasts, Smartphone Analysis.
2. Artyom Dogtiev, "Cost per install (CPI) rates (2022)," Business of Apps, August 29, 2022.
3. For example, see price comparison of Xiaomi 12 Pro 5G in China (US\$652) and France (US\$1102), correct as of September 2022: Mi, "Xiaomi 12 Pro Tianji Edition," September 2022; Mi, "Xiaomi 12 Pro," September 2022.
4. Business Daily Africa, "Costly phones slow Safaricom 5G rollout," May 16, 2022.
5. Asli Demirgüç-Kunt et al., *The Global Findex Database 2021: Financial Inclusion, Digital Payments, and Resilience in the Age of COVID-19*, World Bank, 2021.
6. Trustonic, "How a Latin American mobile carrier reduced its bad debt and doubled credit application acceptance through our Telecoms Platform," June 17, 2022.

## About the authors

**Ben Stanton** | [bstanton@deloitte.co.uk](mailto:bstanton@deloitte.co.uk)

Ben Stanton is a TMT Insights manager with Deloitte UK. His research spans technology, media, and telecommunications, covering devices, connectivity, streaming, social media, data privacy, gaming, Web3, and the metaverse.

**Paul Lee** | [paullee@deloitte.co.uk](mailto:paullee@deloitte.co.uk)

Paul Lee is a partner at Deloitte UK, and head of research for the Technology, Media & Telecommunications (TMT) industry at Deloitte. In addition to running the TMT research team globally, Lee manages the industry research team for Deloitte UK.

**Craig Wigginton** | [cwigginton@deloitte.com](mailto:cwigginton@deloitte.com)

Craig Wigginton is Deloitte's global 5G leader. He has more than 30 years of experience leading large, complex accounts across the TMT industry, with an emphasis in the telecommunications sector.

**Gill Hofmeyr** | [ghofmeyr@deloitte.co.za](mailto:ghofmeyr@deloitte.co.za)

Gill Hofmeyr is a director with Deloitte South Africa and a leader in both the Telecommunications, Media & Technology, and the Human Capital practice. She applies her 28-plus years of experience in both fields to the management of large-scale business design and transformation programs for clients.

## Acknowledgments

The authors would like to thank **Wayne Lam** and **Ben Wood** of CCS Insight; **Ethan Qi** of Counterpoint Research; **John Helliwell** of Trustonic; **Garikai Matambo**, **Stefanus van der Merwe**, **Andronicah Jiyane**, and **Lynn Mountford** of Deloitte Africa; and **Kirti Khattri** of Deloitte India for their contributions to this chapter.



# 5G's promised land finally arrives: 5G standalone networks can transform enterprise connectivity

The coming migration to 5G standalone core networks is expected to allow for increased device density, reliability, and latency, opening the door to advanced enterprise applications.

Naima Hoque Essing, Pedro Gonçalo Sanguinho, Ariane Bucaille, and Pedro Marques Tavares

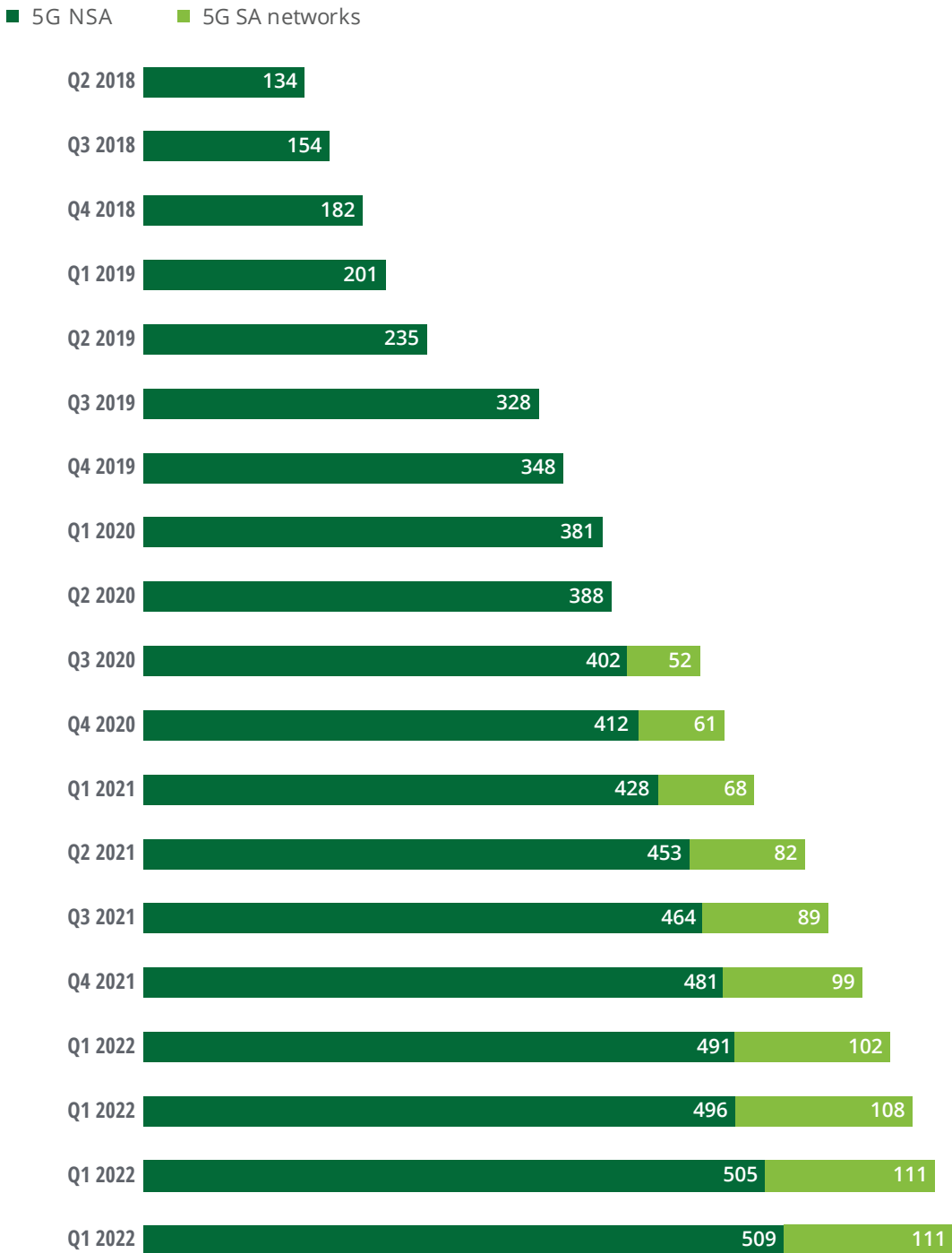
**B**Y INTRODUCING VIRTUALIZED, cloud-centric capabilities, 5G standalone (SA) networks are poised to drive disruptive change that could make previous advances in wireless technology (2G/3G/4G) appear incremental. While the numbers are fluid, Deloitte Global expects the number of MNOs investing in 5G SA networks—with trials, planned deployments, or actual rollouts—to double from more than 100 operators in 2022 to at least 200 by the end of

2023. These MNOs are on the leading edge of helping to unlock 5G's long-heralded benefits, opening the door to disruptive use cases that can boost productivity, enhance operational efficiency, increase cost optimization, and create revenue opportunities for both MNOs and their enterprise customers.<sup>1</sup>

FIGURE 1

**Investment in 5G SA is rising, comprising a higher proportion of overall 5G investment**

Number of MNOs investing in 5G deployments globally



Source: Global Mobile Suppliers Association (GSA), *5G stand-alone June 2022 summary*, accessed August 31, 2022.

## With SA architectures, 5G for enterprise can finally come into its own

When MNOs first began implementing 5G wireless networks in 2019, most opted to deploy 5G radios on top of their existing 4G/LTE core network infrastructure in so-called nonstandalone (NSA) deployments. These early NSA network deployments primarily targeted consumers, who could immediately enjoy faster speeds and higher data rates through enhanced mobile broadband (eMBB) when, for example, streaming high-resolution video on their smartphones. But to support 5G's more compelling features, a complete migration to SA networks with 5G radios running on top of a 5G core network infrastructure is necessary. This is because 5G SA enables two additional archetypal 5G use cases beyond eMBB<sup>2</sup> that could be key to unlocking value in an enterprise setting:

- **Massive Internet of Things (mIoT)**, which enables a very high density of connected devices (up to 1 million devices per square km) while ensuring quick and seamless communication among them
- **Ultra-reliable, low-latency communication (URLLC)**, which supports high network reliability and ultra-low latencies of 1 millisecond or less

Ultimately, 5G SA networks could help achieve a unified end-to-end virtualized network architecture with cloud-native orchestration, network functions, and management systems that work consistently from core to edge with carrier-grade quality. This unified platform would offer MNOs many operational benefits, including greater network performance, efficiency, and faster service delivery and innovation cycles.

5G SA's big attraction for MNOs are the new service and revenue opportunities it creates. Along

with near-zero latency and massive device density, 5G SA enables MNOs to provide customers—specifically enterprise customers—access at scale to fiber-like speeds, mission-critical reliability, precise location services, and tailored network slices with guaranteed service levels. Armed with these new capabilities, enterprises can begin exploring a broader range of leading-edge applications and business use cases, possibly including self-driving vehicles; precision robotics; drone inspection and delivery services; and AI-driven security, quality control, and predictive maintenance systems.

Why hasn't 5G SA become the industry standard already? Because deploying SA networks involves multiple simultaneous initiatives that require close coordination and integration across technology, operational, and organizational domains. 5G SA involves MNOs migrating core networks, essentially the network's "brains," from monolithic hardware-centric infrastructure to new, lightweight, modular, virtualized, and cloud-based architectures. To do this, existing networks—including highly complex orchestration, operational, and business support systems as well as network functions—would need to be decomposed, recast, and rewritten into software that can operate in various cloud environments with carrier-grade performance. Moreover, these new core systems would have to fully integrate with other elements of the end-to-end network, including edge radio access networks, which are undergoing their own transformation.

These upgrades involve many critical strategic decisions that can significantly impact future operating and capital costs; business, operating, and organizational models; and potential revenue growth and profitability. For instance, one hotly debated topic is whether MNOs should deploy core networks on public clouds or build and operate their own cloud infrastructure. While private on-premise deployments give MNOs more control, they typically require significant upfront

investment and are less scalable. Public clouds offer a ready-built scalable cloud platform but can create challenges in meeting reliability and data privacy requirements. Hybrid approaches may be an option but managing multicloud environments tends to be highly complex.

Another significant hurdle for MNOs may involve transitioning their workforce and methods toward more entrepreneurial, agile, and software-oriented processes needed to operate 5G SA networks effectively. The potentially profound impact of this transition on employee roles and responsibilities, culture and mindsets, and overall ways of working should not be underestimated.

Despite these difficulties, migration to SA seems inevitable. Implementing 5G SA is part of the 3GPP's<sup>3</sup> 5G road map, but more importantly, MNOs could be hard-pressed to compete if they don't. The distinct advantages that MNOs can gain from 5G SA over NSA architectures include:

**Reduced complexity and cost.** Since SA can support traffic from multiple access technologies, they can effectively converge fixed and wireless, voice and data, consumer and enterprise, or 4G and 5G traffic on a single network, simplifying and reducing the cost of operating multiple networks.

**Flexibility and scalability.** SA's cloud-based nature offers MNOs more flexibility to locate and manage core network functions wherever needed to help deliver a great customer experience, whether in the cloud, in multiple clouds, at the network edge, in a private data center, or in some combination. SA networks are also easier to scale, which is important to support the future development of hundreds or even thousands of edge locations arising from the growing trend toward distributed (edge) computing.<sup>4</sup>

**Responsiveness to demand.** Many of 5G SA's new features are possible because it uses a

consistent, programmable platform (known as service-based architecture) that enables MNOs to seamlessly manage distributed locations as a single unified network. This allows SA networks to not only scale but also become more elastic to meet changes in demand without necessarily adding more people, hardware, or cost. In other words, SA essentially migrates MNOs from a lumpy capex to a more granular opex spending model.<sup>5</sup>

**New feature development.** 5G SA can speed up service delivery and innovation cycles due to its software-based service model as well as its agile continuous innovation and continuous deployment cycles. MNOs can also more easily engage third-party developers to introduce new network functions and features. One promising opportunity is to create more advanced automation tools that utilize big data technologies to reduce network cost and complexity. For example, new AI-driven applications allow SA networks to self-optimize and customize resources in response to changing demand or environmental conditions.<sup>6</sup> Further innovations may also lead to fully automated systems, ultimately enabling closed-loop, zero-touch service fulfillment, provisioning, and assurance.

**New revenue opportunities.** For instance, many view network slicing as a key opportunity for MNOs to expand their addressable market. With network slicing, MNOs can create and manage multiple distinct virtual networks on the same infrastructure and configure each slice to support different service level requirements for specific customer applications.<sup>7</sup> This could pave the way for operators to move away from selling simple connectivity solutions to offering more advanced value-added services such as private networks, managed network operations, and tailored privacy and security solutions. MNOs may also choose to open their SA platform to third-party developers (similar to what cloud providers do), thereby fostering the development of potential new applications.

## THE BOTTOM LINE

MNOs can take several steps to speed their transition to 5G SA:

- **Determine an appropriate migration plan, deployment model, and cloud strategy.**<sup>9</sup> How an operator decides to move forward can differ widely based on the status of legacy networks. 5G is inherently a cloud technology; thus, MNOs should develop overarching cloud and data management strategies to manage 5G SA. At some point, MNOs may need to take decisive action to invest in fully digitizing and migrating network operations to the cloud.
- **Automate network management systems and organizational structures.** In a data-centric, hyperconnected world, automation is important to reduce cost and complexity. Eventually, MNOs may be able to manage and orchestrate interoperable services across networks on the fly without human intervention.
- **Get the right talent and prepare for culture shock.** Because 5G SA essentially converges networking with IT computing, MNOs may need to hire or upskill engineering talent to augment existing network operating models (NetOps) with IT software-oriented operating models (DevOps). MNOs might also consider augmenting their workforce with outsourced talent to fill experience gaps in specific areas.
- **Carefully choose vendors.** No single vendor offers the broad set of required products and capabilities for a successful 5G SA migration. This is pushing MNOs toward adopting open systems using new best-of-breed vendors instead of relying on a few incumbent suppliers. However, using multiple vendors creates challenges in ensuring that all components integrate and work well together, requiring careful vendor selection and robust integration, testing, and validation methods.

Given all that 5G SA offers, the real question is not whether MNOs will migrate to 5G SA but when and how. The challenges are significant, but the benefits are undeniable: a fully mature 5G capability that unlocks 5G's full potential for enterprise and underpins MNOs' pursuit of greater efficiency, innovation, and value.

## Endnotes

1. YouTube, "Open for debate: Is the industry moving fast enough on standalone 5G?," video, 57:14, July 25, 2022; Dan Jones, "What's happening with standalone 5G?," TechTarget, January 2022.
2. 5G SA further improves data rates to 10Gb/s versus only 1.5Gb/s using 5G NSA.
3. 3GPP (3rd Generation Partnership Project) is the industry's standards-setting body for mobile communications.
4. Naima Hoque Essing et al., *Battle for the Enterprise Edge: Providers prepare to pounce on the emerging enterprise edge computing market*, Deloitte Insights, November 30, 2022.
5. Guy Daniels, "Removing the barriers to cloud native operations within telcos," *Telecom TV*, September 14, 2021.
6. Qualcomm, "What's the role of artificial intelligence in the future of 5G and beyond?," September 21, 2021.
7. Naima Hoque Essing and Dan Littmann, *The 5G network slicing opportunity*, Deloitte Insights, August 19, 2020.
8. Samsung Newsroom, "Samsung introduces 5G migration strategy in new whitepaper: "5G Standalone Architecture," January 7, 2021; GSMA, "Guidance out now on 5G's Standalone Option 2 configuration," June 30, 2020.



## About the authors

**Naima Hoque Essing** | [nhoqueessing@deloitte.com](mailto:nhoqueessing@deloitte.com)

Naima Hoque Essing is a research manager in the Deloitte Center for Technology, Media & Telecommunications, Deloitte Services LP. Her research focuses on the impact of emerging technology, business, and regulatory trends on industries and enterprises.

**Pedro Gonalo Sanguinho** | [psanguinho@deloitte.pt](mailto:psanguinho@deloitte.pt)

Pedro Gonalo Sanguinho is a senior manager with the Global Telecom Engineering Excellence (gTEE) Center within Portugal's Consulting practice. He has more than 20 years' industry experience as a telecom engineer working mostly with network equipment providers, with comprehensive knowledge of E2E networks and wireless technologies.

**Ariane Bucaille** | [abucaille@deloitte.fr](mailto:abucaille@deloitte.fr)

Ariane Bucaille is Deloitte's global TMT industry leader and also leads the TMT practice and the TMT Audit practice in France. She has more than 20 years of experience and is a chartered and certified public accountant.


**Pedro Marques Tavares** | [petavares@deloitte.pt](mailto:petavares@deloitte.pt)

Pedro Marques Tavares is the lead partner of TEE, Deloitte's Center of Excellence for Telecom Engineering. He has more than 25 years of experience working with the TMT, energy and utilities, consumer, and public sector industries.

## Acknowledgments

The authors would like to thank **Paulo Lopes Costa**, **Nuno Andre Oliveira**, **Thiago Elias de Silva**, **Junko Kaji**, and **Tim Krause** for their contributions to this chapter.

# Semiconductors



# AI in chip design: Semiconductor companies are using AI to design better chips faster, cheaper, and more efficiently

Recent advances in machine learning are allowing chip companies to solve one of the biggest design problems ever: How do you arrange 100 billion transistors on one square inch?

Jeff Loucks, Duncan Stewart, Christie Simons, and Brandon Kulik

---

**A**RTIFICIAL INTELLIGENCE (AI) is fast becoming a powerful aid to human chip engineers in the extremely complex task of semiconductor design. Deloitte Global predicts that the world's leading semiconductor companies will spend US\$300 million on internal and third-party AI tools for designing chips in 2023,<sup>1</sup> and that number will grow by 20% annually for the next four years to surpass US\$500 million in 2026.<sup>2</sup> That's not a lot of money in the context of 2023's

anticipated US\$660 billion global semiconductor market,<sup>3</sup> but it's significant for the outsized return on investment. AI design tools are enabling chipmakers to push the boundaries of Moore's law, save time and money, alleviate the talent shortage, and even drag older chip designs into the modern era. At the same time, these tools can increase supply chain security and help mitigate the next chip shortage. Put another way, although a single-seat license for the AI software tools required to

design a chip may cost mere tens of thousands of dollars, the chips designed by such tools could be worth billions.

## Time is money: Advanced AI exponentially speeds up chip design

For decades, electronic design automation (EDA) vendors have made tools for chip design—in a US\$10 billion-plus industry in 2022, growing at about 8% annually.<sup>4</sup> EDA tools typically use rule-based systems and physics simulation to help human engineers design and validate chips. Some have even incorporated rudimentary AI. In the past year, however, the largest EDA companies have started selling advanced AI-powered tools,<sup>5</sup> while chipmakers and tech companies have developed homegrown AI design tools of their own. These advanced tools are not just experiments. They are being used in the real world across many chip designs likely worth billions of dollars annually. Though they won't replace human designers, their complementary strengths in speed and cost-effectiveness give chipmakers much stronger design capabilities.

Chip design and fabrication are highly complex—and advanced AI can help in three main ways:

**Making new and better chips:** Chips below the 10 nm process node are found in smartphones, computers, and data centers. They are the fastest-growing part of the chip market,<sup>6</sup> and by far the most profitable. However, at more than US\$500 million per new design, they're also the costliest to make.<sup>7</sup> Advanced AI tools can design these chips faster than older methods, reducing costs.

**Making old chips better:** Two-thirds of all chips sold in 2022 were at the 65 nm process node or larger, a decades-old technology.<sup>8</sup> Taking those old chip designs and moving them to more advanced nodes (a “shrink”) makes them physically smaller and more power-efficient, and it doesn't rely on obsolete fabrication equipment. Advanced AI tools allow chipmakers to effect these shrinks faster and cheaper.

**Plugging the chip talent gap:** About 2 million people work for the chip industry globally in 2022, but with the ongoing drive for chip self-sufficiency in the United States, European Union, and China, the sector needs to find a million more workers by 2030.<sup>9</sup> Advanced AI tools will become increasingly important as a way of bridging the talent gap.

Chips go through three main design phases: system-level design, register transfer-level design (RTL), and finally physical circuit design. It is in this last phase where advanced AI tools can really shine.

FIGURE 1

### Growth in advanced AI tools for chip design is expected to be more than double that of EDA tools and more than triple the growth rate of chip sales

Five-year CAGR for chips, EDA tools, and advanced AI design tools (2023–2028)



Sources: WSTS; Global Markets Insights; and Deloitte Global.

Chip design optimizes three variables—power, performance, and area (PPA)—to produce a chip that minimizes electricity use, maximizes processing speed, and is as small as possible. Optimizing PPA with conventional tools is slow and labor-intensive: Design iterations can take weeks, and the iterations often improve PPA only slightly. It can take years to design a chip; implement the design in physical form; and evaluate, test, and simulate both the design and implementation.

Chips have billions of transistors, represented by modular blocks—which contain elements such as memory subsystems, compute units, control logic systems, and power sources—and standard cells. In highly complex chips, these modular blocks are connected by up to 50 kilometers of wires. When blocks aren't optimally arranged, it takes more wiring and space to connect blocks. Unintended electric charges between components—which are called parasitics—can impede performance and sap power.

Advanced AI tools can test human designs by finding placement errors that increase power consumption, impede performance, or use space inefficiently; suggesting improvements; and then simulating and testing those. These tools learn from prior iterations to improve PPA until it reaches its limit. But what's truly revolutionary is that advanced AI can do this autonomously, generating better PPAs than human designers using traditional EDA tools—and sometimes do it in hours with a single design engineer compared to weeks or months with an engineering team.

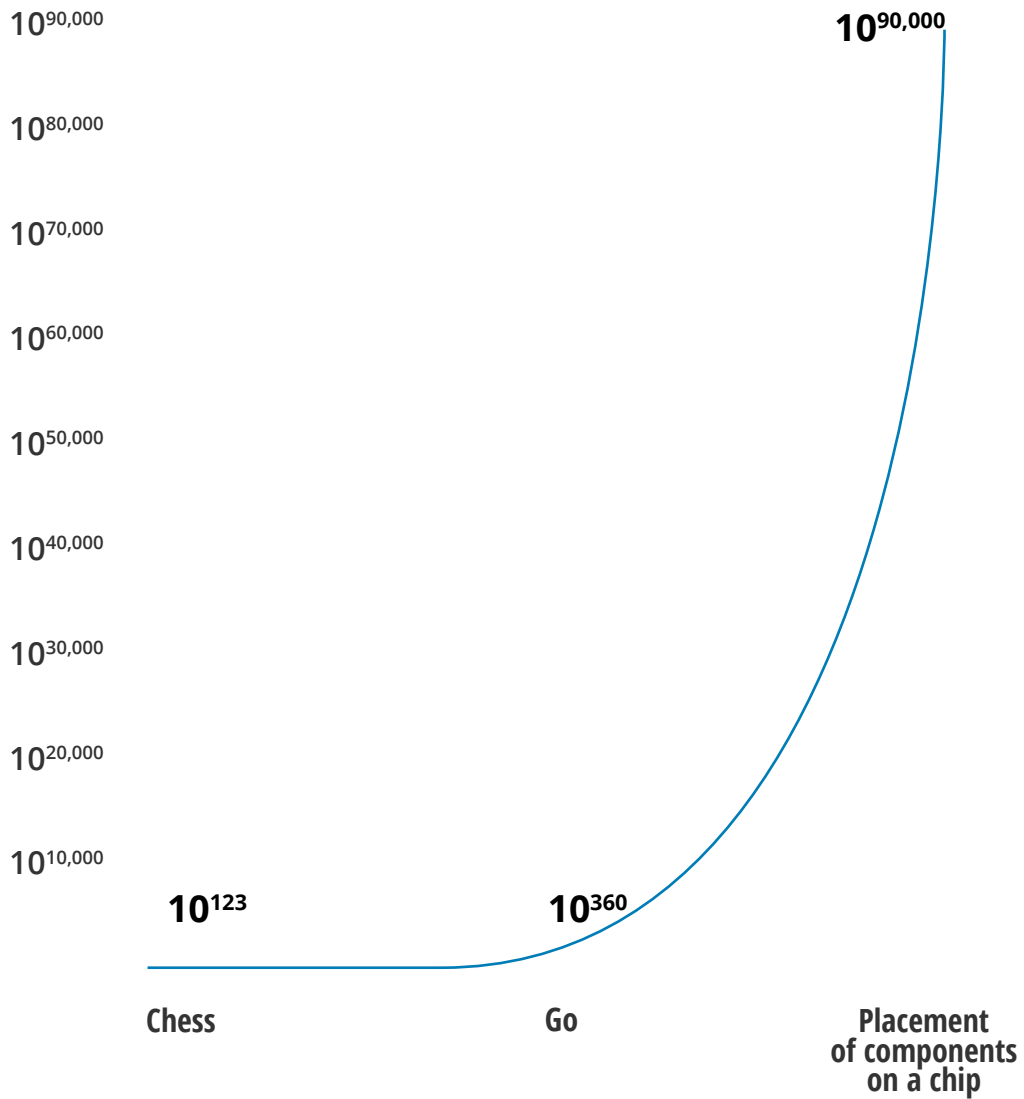
These advanced AI capabilities fall almost entirely into two categories: graph neural networks (GNNs) and reinforcement learning (RL). GNNs are a type of machine learning algorithm specialized for analyzing graphs—data structures that contain “nodes,” which can be any object, and “edges,” which define the relationship between nodes.<sup>10</sup> Traditional deep learning neural networks struggle with graphs,<sup>11</sup> but GNNs extract information from graphs, make useful predictions about their connections, and rearrange nodes while preserving the key relationships.<sup>12</sup> Because chip structure is essentially graph-like—macro blocks and standard cells are node-like and the wires connecting them are edge-like—GNNs are ideal for analyzing and optimizing chips.

RL turns physical chip design into a graph optimization “game.” It's the same technology Google used to defeat the human champion in the strategy board game *Go*, which is even more complicated than chess and was thought to be beyond AI's abilities. Physical chip design is exponentially more complex still (figure 2), but RL tackles it in the same way. It trains on thousands of “games”—chip floor plans, which simulate chip designs to find the best PPA arrangements. The AI-generated floor plans are reinforced by a mix of rewards from the human designers for designs that optimize PPA, such as those that reduce wire length, congestion, density, power consumption, and area,<sup>13</sup> and punishments for suboptimal designs. These reinforcements improve the RL system over time, teaching it to generate better designs autonomously.<sup>14</sup>

FIGURE 2

### If you thought seeing AI beat a human at chess and Go was impressive, wait until you see it design a chip

Chip designs have exponentially more possible configurations than either chess or Go



Source: Adapted from Synopsys, "What is Design Space Optimization?," July 21, 2020.

The combination of GNNs and RLs is delivering PPAs whose performance equals or exceeds those produced by experienced designers, using fewer human engineers and in far less time. Some recent real-world results:

- MIT's AI tool developed circuit designs that were 2.3 times more energy-efficient than human-designed circuits.<sup>15</sup>
- MediaTek used AI tools to trim a key processor component's size by 5% and reduce power consumption by 6%.<sup>16</sup>
- Cadence improved a 5 nm mobile chip's performance by 14% and reduced its power consumption by 3%, using AI plus a single engineer for 10 days instead of 10 engineers for several months.<sup>17</sup>
- Alphabet consistently produces chip floor plans that exceed experienced human designers in PPA metrics in six hours instead of weeks and months.<sup>18</sup>
- NVIDIA used its RL tool to design circuits 25% smaller than those designed by humans using today's EDA tools, with similar performance.<sup>19</sup>

## THE BOTTOM LINE

Major chipmakers and designers are using the latest AI to design chips today, even at advanced nodes. In fact, some chips are getting so complex that advanced AI may soon be required. For instance, the largest chip design from Synopsys contains more than 1.2 trillion transistors and 400,000 AI-optimized cores.<sup>20</sup>

Advanced AI is also becoming available through cloud-based EDA services, expanding the addressable market. Once on the cloud, it is available to smaller companies with less technical skill and compute power, not just experts and market leaders.<sup>21</sup>

The biggest semi companies could even use advanced AI to develop new services to monetize. By expanding their GNN and RL capabilities, these companies could not only generate their own designs but also offer design and co-design services to their top customers, including co-developing vertical-specific chips.

AI can be useful to the chip industry for more than just designing chips. For example, it can be used to improve fault detection by visual inspection of wafers by almost nine times.<sup>22</sup> It can also allow chip companies to address supply chain challenges such as managing a network of outsourced semiconductor assembly and test providers.<sup>23</sup>

For a few years, there have been chips designed *for* AI; now, there are chips designed *by* AI. What comes next? AI will likely start co-designing both the hardware and the software that powers AI itself—creating an innovation flywheel that might power the 21st century.

## Endnotes

1. Deloitte Global estimates that the market for third-party AI chip design software from the major vendors was valued at about US\$150 million in 2022 and will be worth over more than US\$200 million in 2023. Further, we estimate that the internal use of AI design tools by large chip companies is worth about the same size.
2. Deloitte Global estimated growth rate from public statements by EDA companies and analyst reports.
3. World Semiconductor Trade Statistics, "The World Semiconductor Trade Statistics (WSTS) has released its new semiconductor market forecast generated in August 2022," press release, August 22, 2022.
4. Global Market Insights, *Electronic design automation market report*, 2020.
5. Elements of machine learning have been included in EDA tools for several years, but the use of advanced AI technologies such as GNNs and RL is new, and has dramatically increased the effectiveness of AI in chip design.
6. John Ciacchella et al., *2022 semiconductor industry outlook*, Deloitte, 2022.
7. International Business Strategies (IBS), 2021.
8. Ciacchella et al., *2022 semiconductor industry outlook*.
9. Deloitte Global used both top-down (most current reported direct employment by country/region) and bottom-up (number of employees reported by all the large companies) approaches to estimate the 2021 global semiconductor industry direct employment. Given that the industry will be 80% larger by revenues in 2030 but will also be less concentrated than it is today (therefore needing more workers per dollar of revenue), we assume that it will need roughly 50% more employees.
10. Abid Ali Awan, "A comprehensive introduction to graph neural networks (GNNs)," DataCamp, July 2022.
11. For an accessible explanation of why neural networks struggle to analyze graph data, and why GNNs are better, see: Ben Dickson, "What are graph neural networks (GNN)?," *VentureBeat*, October 13, 2021; for a more technical view, see DataCamp, "A comprehensive introduction to graph neural networks (GNNs)," July 2022.
12. Dickson, "What are graph neural networks (GNN)?"
13. Ed Targett, "AI outperforms humans in chip design breakthrough," *The Stack*, June 10, 2021.
14. BBC News, "Go master quits because AI 'cannot be defeated'," November 27, 2019.
15. Will Knight, "Need to fit billions of transistors on a chip? Let AI do it," *Wired*, July 9, 2021.
16. James Morra, "Cadence taps AI technology to speed up system design," *Electronic Design*, June 13, 2022.
17. John Koon, "Improving PPA with AI," *Semiconductor Engineering*, May 12, 2022.
18. Azalia Mirhoseini et al., "A graph placement methodology for fast chip design," *Nature* 594 (2021): pp. 207–12.
19. Rajarshi Roy, Jonathan Raiman, and Saad Godil, "Designing arithmetic circuits with deep reinforcement learning," NVIDIA Developer, July 8, 2022.
20. Stelios Diamantidis, "Why now is the time to create an AI strategy for chip design," Synopsys blog, June 16, 2021.
21. Jeff Loucks, *Artificial intelligence: From expert-only to everywhere*, Deloitte Insights, December 11, 2018.



22. Tobias Schlosser et al., "Improving automated visual fault inspection for semiconductor manufacturing using a hybrid multistage system of deep neural networks," *Journal of Intelligent Manufacturing* 33 (2022): pp. 1099–1123.
23. Deloitte, "Supply chain and network operations: Enterprise technology and performance," accessed October 26, 2022.

## About the authors

### **Jeff Loucks | [jloucks@deloitte.com](mailto:jloucks@deloitte.com)**

Jeff Loucks is the executive director of Deloitte's Center for Technology, Media & Telecommunications, Deloitte Services LP. He conducts research and writes on topics that help companies capitalize on technological change.

### **Duncan Stewart | [dunstewart@deloitte.ca](mailto:dunstewart@deloitte.ca)**

Duncan Stewart is the director of TMT Research for Deloitte Canada and is a globally recognized specialist on the forecasting of consumer and enterprise technology, media & telecommunications trends. He presents regularly at conferences and to companies on marketing, technology, consumer trends, and the longer-term TMT outlook.

### **Christie Simons | [csimons@deloitte.com](mailto:csimons@deloitte.com)**

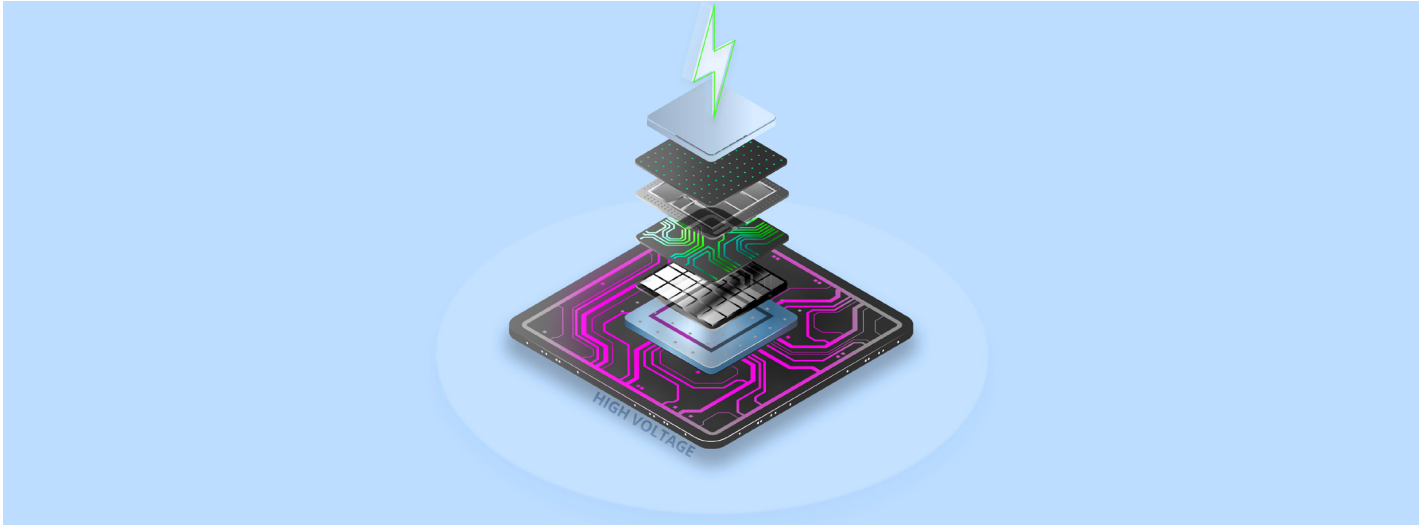
Christie Simons is the Audit & Assurance Technology, Media & Telecommunications (TMT) industry leader with Deloitte & Touche LLP. She specializes in serving fast-growing, dynamic venture-backed companies and large complex publicly listed technology clients with external audit, IPO, M&A, and SOX services.

### **Brandon Kulik | [bkulik@deloitte.com](mailto:bkulik@deloitte.com)**

Brandon Kulik leads the semiconductor industry segment within Deloitte Consulting LLP's Technology, Media & Telecom industry practice. He has more than 20 years of experience helping technology companies with market strategy, operational, talent, and technology solutions.

## Acknowledgments

The authors would like to thank **Ariane Bucaille, Gillian Crossan, Dan Hamling, and Karthik Ramachandran** for their contributions to this chapter.



# Supercharged semiconductors: Chips made of newer materials surge ahead, handling the volts that would fry silicon chips

Gallium nitride and silicon carbide semiconductors are gaining speed as high-voltage, high-power applications such as consumer electronics chargers and battery electric cars become more common.

Duncan Stewart, Karthik Ramachandran, Christie Simons, and Brandon Kulik

**T**HOUGH SILICON HAS long been the standard for making the chips in our phones, computers, and data centers, it has one troublesome weakness: It's not well suited for the higher voltages and power levels needed for increasingly common applications such as battery electric vehicles (BEVs), super-efficient consumer electronics chargers, powerful solar panels, and advanced military applications. That's why Deloitte Global predicts that chips made of high-power

semiconducting materials, primarily gallium nitride (GaN) and silicon carbide (SiC), will sell a combined US\$3.3 billion in 2023, up almost 40% from 2022. Though that's only a fraction of 2023's anticipated US\$660 billion global semiconductor market,<sup>1</sup> the expansion of this fraction could go into turbo mode. Growth in these types of chips, collectively known as power compound semiconductors, is expected to accelerate to close to 60% in 2024, recording revenues of more than

US\$5 billion. And given their importance in fast-growing industries and national security, countries, and regions are working hard to ensure they have adequate local manufacturing capacity.

## GaN and SiC chips charge and drive ahead, saving the planet

First, a caveat: Power compound semiconductors are not expected to make silicon chips obsolete. Silicon is and will likely continue to be a semiconducting wonder material. A silicon chip the size of a thumbnail can contain billions of transistors that run on scant milliwatts of power at a volt or two. That means that consumer battery-powered devices last for many hours and data centers don't get too hot.

But the silicon processors in PCs, smartphones, and data centers are low-voltage devices, working at around 1–1.5 volts. That's nowhere near the 120 or 240 volts that even an ordinary household

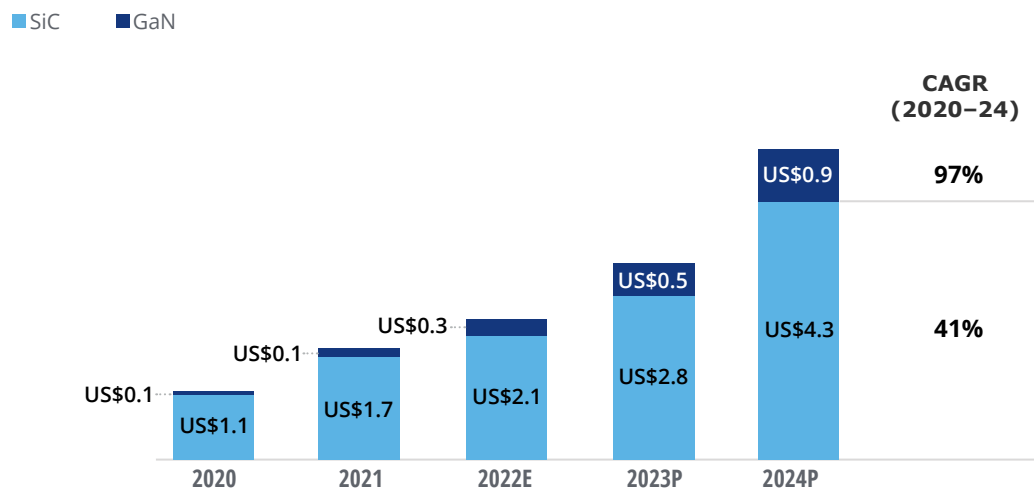
power outlet delivers. If a smartphone chip were connected directly into those sockets, it would literally fry.

A host of rapidly growing applications need higher voltages still, and that means chips that can handle tens, hundreds, or even thousands of volts. For example, fast direct-current chargers for BEVs run at 480 volts,<sup>2</sup> and while BEVs' internal battery and motor systems typically run at 400 volts today, most BEVs are expected to operate at 800 volts by 2025.<sup>3</sup> Other uses for power compound semiconductors include wind turbines, solar farms, power supplies of all kinds, electric trains, aerospace and defense systems ... and the list goes on.<sup>4</sup> Although special silicon-based power semiconductors called power MOSFETs have been used in such equipment for years, chips based on GaN and SiC allow these systems to be smaller, cheaper, more efficient, and denser, as well as enabling them to operate at higher frequencies and temperatures.

FIGURE 1

### The power compound semiconductor market is accelerating fast

Annual combined sales of silicon carbide (SiC) and gallium nitride (GaN) power semiconductors (US\$ billions)



Note: E indicates estimated value and P indicates predicted value.

Source: Deloitte analysis based on information gathered from *Compound semiconductors: The crown joule of high voltage*, Cowen Research, accessed June 2022 via AlphaSense.

## By 2026, consumer electronics chargers are expected to compose 66% of the GaN chip market, while automotive applications, mainly BEVs, could account for as much as 60% of the SiC chip market.

Interestingly, GaN and SiC chips don't really compete directly with each other: They each have a market they dominate. By 2026, consumer electronics chargers are expected to compose 66% of the GaN chip market,<sup>5</sup> while automotive applications, mainly BEVs, could account for as much as 60% of the SiC chip market.<sup>6</sup> Both uses have sustainability benefits as well as pragmatic ones.

GaN chips are well suited for use in chargers for consumer electronic devices, of which there are more than 10 billion worldwide.<sup>7</sup> That's actually a more complex process than one might think. Specialized chips sit between the 120 or 240 volts that come out of the wall plug and the batteries on a smartphone, which charge at 5 volts. These chips, in conjunction with the power management ICs (PMICs) typically in the smartphone, make sure the battery charges smoothly and safely as it gets closer to full charge, without overheating. For this use,

silicon power MOSFETs are increasingly giving way to GaN chips, which are smaller than equivalent silicon chips and therefore can be squeezed into smaller chargers. The biggest gain, though, is for the planet: GaN chip chargers operate at 98% efficiency, compared with 90% efficiency for silicon chip chargers.<sup>8</sup> Eight percentage points might not seem like much, but across 10 billion devices, they add up to gigawatts of energy saved each year.

SiC chips are expected to garner an estimated US\$2.8 billion in revenue in 2023, and this figure will likely continue to expand on the back of BEV industry growth. The number of BEVs sold worldwide doubled to 6.6 million in 2021 from 2020, and sales in Q1 2022 were three-quarters higher than in the same period in 2021.<sup>9</sup> Further, as of Q2 2022, BEVs represented one in ten new passenger vehicles sold in Europe<sup>10</sup>—a new high—and one analyst is forecasting that in July 2023, more than half of all new vehicles sold in the United Kingdom will be BEVs.<sup>11</sup> In fact, especially as BEVs move from 400 to 800 volts internally, the prediction that SiC chips will record revenues of as much as US\$2.8 billion in 2023 could prove conservative. One leading SiC semiconductor manufacturer reported on its Q2 2022 earnings call that SiC chip sales had doubled quarter over quarter; it also announced that it expected SiC chip sales for the full year to double to about US\$1 billion, and that it had increased its three-year-forward order book of SiC chip sales to US\$4 billion from the previous guidance of US\$2.6 billion.<sup>12</sup>



## THE BOTTOM LINE

A few things need to happen before GaN, SiC, and other power semiconductors truly boom. First, new facilities (fabs) for making these chips would have to be built—and new SiC and GaN fabs are indeed moving into production around the world (figure 2). However, both the fabs and the materials needed for them raise thorny supply chain and national security issues. Silicon, carbon, and nitrogen are all abundant and available, but currently almost all gallium comes from France, Kazakhstan, and Russia.<sup>13</sup> As with other elements and gases used in semi manufacturing with a small number of possible sources, manufacturing risk is therefore higher.

On the other hand, the geographical distribution of power semiconductor manufacturing differs significantly from traditional silicon semiconductor manufacturing, where 80% of global capacity is concentrated in East Asia—almost all of it in Taiwan, South Korea, Japan, and China.<sup>14</sup> Although these four countries have their fair share of existing and planned power semiconductor fabs, so too do the Europe, Middle East, and Africa region; the United States; and, to a lesser extent, Southeast Asia (figure 2).<sup>15</sup> Hence, from a supply chain perspective, the power semiconductor industry, as well as the BEV and renewable energy industries that rely on them, seems comparatively self-sufficient and resilient.

FIGURE 2

### Power compound semiconductor manufacturing capacity is distributed across global regions

Number of existing and planned fabs, silicon carbide (SiC) and gallium nitride (GaN) combined, 2022 to 2026, estimated

Europe, Middle East, and Africa	~16
North America	~13
China	~13
Japan, South Korea, and Taiwan	~12
Southeast Asia	~7

Notes: Southeast Asia includes Thailand, Malaysia, Singapore, Indonesia, and the Philippines. Values reflect Deloitte's estimates based on publicly available sources.

Source: Multiple public sources.

An interesting challenge for power semiconductor manufacturers is the difficulty of developing technology-specific design tools, manufacturing tools, and packaging, test, and assembly capabilities for each technology. For instance, SiC wafers need to be etched, doped, and thinned differently from silicon chips.<sup>16</sup>

With so much technology and tools to be developed, it's not surprising that a lot of money has been pumped in to manufacture and develop these highly specialized chips. In China, three major SiC manufacturers have earmarked a total of US\$4 billion in capital expenditures (capex) for this purpose during 2022 and beyond.<sup>17</sup> Moreover, the country continues to see large rounds of PE and VC funding for SiC-based start-ups (estimated at US\$1.5 billion total in June 2022 alone).<sup>18</sup> In 2021, China even witnessed the first SiC IPO of more than US\$300 million, as well as another filed by a substrate producer.<sup>19</sup>

It's not just China, either. SiC and GaN makers in the US, Europe, Japan, and South Korea committed to making at least US\$10 billion in total capex in 2022.<sup>20</sup> A GaN company in Canada raised almost C\$200 million from VCs, a US GaN company went public via SPAC for over US\$1 billion, and a big French SiC company bought a smaller French SiC company late in 2021.<sup>21</sup>

Neither SiC nor GaN are expected to replace silicon in the trillions of chips for which silicon is now, and will likely always be, superior. But although they will remain niche, power semiconductors' advantages in withstanding high voltages—and the need for more of the products they support—mean that this is one niche market that's likely to grow significantly faster than the silicon chip mainstream.

## Endnotes

1. World Semiconductor Trade Statistics (WSTS), "The World Semiconductor Trade Statistics (WSTS) has released its new semiconductor market forecast generated in August 2022," August 22, 2022.
2. CALeVIP, "Electric vehicle charging 101," accessed August 18, 2022.
3. Andrei Nedelea, "Most of the EV industry to shift to 800 volts by 2025, report says," INSIDEEVs, April 19, 2022.
4. Based on Deloitte's analysis of Hui Zhang and Haiwen Liu, "Potential applications and impact of most-recent silicon carbide power electronics in wind turbine systems," *Wind Energy Conversion Systems* (2012), pp. 81–109; Energy Efficiency & Renewable Energy, "Silicon carbide in solar energy," accessed September 26, 2022; CAF Power & Automation, "Silicon carbide, moving towards a more sustainable train," January 27, 2021; Military+Aerospace Electronics, "Silicon carbide MOSFETs for aerospace and defense power electronics applications introduced by SSDI," January 22, 2019.
5. Dean Takahashi, "Power Integrations saves energy with gallium nitride chips for mobile chargers," *VentureBeat*, May 24, 2021.
6. Patrick Waurzyniak, "The silicon carbide race begins," *Semiconductor Engineering*, September 20, 2021.
7. BankMyCell, "How many smartphones are in the world?," accessed September 26, 2022. There are well over 10 billion mobile devices (6.6 billion smartphones, plus feature phones, tablets, etc.) as of 2022, all needing chargers. Additionally, there are close to a billion laptops, plus smartwatches, e-readers, gaming devices, and more.
8. Amos Zeeberg, "What's down the road for silicon?," *The New York Times*, May 16, 2022.
9. IEA, "Global electric car sales have continued their strong growth in 2022 after breaking records last year," press release, May 23, 2022.
10. Blagojce Krivevski, "EU: Battery electric vehicle share reached 10% in Q2 2022," *Electric Cars Report*, July 26, 2022.
11. Robert Osfield, "UK market share BEV vs ICE (incl. hybrids) car sales with S-Curve projection," Twitter post, October 5, 2021.
12. The Motley Fool, "ON Semiconductor (ON) Q2 2022 earnings call transcript," August 1, 2022.
13. National Minerals Information Center, "Gallium statistics and information," USGS, accessed on August 18, 2022.

14. Dan Hamling, Duncan Stewart, and Karthik Ramachandran, *Five fixes for the semiconductor chip shortage*, Deloitte Insights, December 6, 2021.
15. Deloitte Global analysis of publicly available information on existing and proposed SiC and GaN plants worldwide. These are locations of the actual manufacturing facilities, not the headquarters of the companies that make them.
16. Adele Hars, "How quickly can SiC ramp?," *Semiconductor Engineering*, July 21, 2022.
17. iMedia, "The SiC field of the third-generation semiconductor related standards," September 26, 2022; IjiWei.com, "China moves onto a faster track of developing silicon carbide semiconductors following a global trend," February 9, 2022.
18. Analysis and estimates based on data and information gathered from publicly available sources including *Semiconductor Engineering*, *Chinaventure.com*, and *IjiWei.com*.
19. IjiWei.com, "China moves onto a faster track of developing silicon carbide semiconductors following a global trend"; Jessie Shen, "China SiC substrate supplier to raise funds through IPO," *DIGITIMES Asia*, April 22, 2022.
20. Analysis and estimates based on data and information gathered from publicly available secondary sources.
21. Charles Mandel, "GaN Systems nails \$189.7 million cad to drive semiconductor innovation," *Betakit*, November 19, 2021; Cision PR newswire, "Navitas Semiconductor and Live Oak II announce additional \$18mm PIPE investment and up to \$30mm forward-purchase agreement in connection with \$1.04 billion SPAC business combination," news release, October 7, 2021; Soitec, "Soitec acquires NOVASiC to strengthen its silicon carbide wafer technology," press release, November 30, 2021.

## About the authors

**Duncan Stewart** | [dunstewart@deloitte.ca](mailto:dunstewart@deloitte.ca)

Duncan Stewart is the director of TMT Research for Deloitte Canada and is a globally recognized specialist on the forecasting of consumer and enterprise technology, media & telecommunications trends. He presents regularly at conferences and to companies on marketing, technology, consumer trends, and the longer-term TMT outlook.

**Karthik Ramachandran** | [karramachandran@deloitte.com](mailto:karramachandran@deloitte.com)

Karthik Ramachandran is a senior research manager with Deloitte's Center for Technology, Media & Telecommunications. Through his research, Ramachandran provides pragmatic solutions to help high-tech and telecom companies identify and address long-term issues and growth opportunities.

**Christie Simons** | [csimons@deloitte.com](mailto:csimons@deloitte.com)

Christie Simons is the Audit & Assurance Technology, Media & Telecommunications (TMT) industry leader with Deloitte & Touche LLP. She specializes in serving fast-growing, dynamic venture-backed companies and large complex publicly listed technology clients with external audit, IPO, M&A, and SOX services.

**Brandon Kulik** | [bkulik@deloitte.com](mailto:bkulik@deloitte.com)

Brandon Kulik leads the semiconductor industry segment within Deloitte Consulting LLP's Technology, Media & Telecom industry practice. He has more than 20 years of experience helping technology companies with market strategy, operational, talent, and technology solutions.

## Acknowledgments

The authors would like to thank **Dan Hamling**, **Negina Rood**, **Gautham Dutt**, and **Mark LaViolette** for their contributions to this chapter.





# That's just rad! Radiation-hardened chips take space tech and nuclear energy to new heights

The next generation of rad-hard chips is helping bring devices used in high-radiation environments into the 21st century at last.

Duncan Stewart, David Jarvis, Christie Simons, and Gillian Crossan

**T**HEY'RE SMALL, THEY'RE smart, and they can tolerate radiation levels that would bring most other chips to their knees. Deloitte

Global predicts that the radiation-hardened (rad-hard) electronics market will top US\$1.5 billion in sales globally in 2023.<sup>1</sup> That's just a fraction of the expected US\$660 billion-plus total chip market for the year,<sup>2</sup> but these chips are mighty because of what they enable, not how much money they represent.

## Advanced rad-hard chips could transform whole industries

Ionizing radiation, about a trillion times more energetic than the UV that causes skin cancer, is bad for chips. Ionizing radiation can damage chips cumulatively over time (measured by total ionizing dose or TID), degrading performance and eventually making the device useless. Another radiation effect is caused by high-energy particles.

These cause single-event effects and flip the value of a transistor from one to zero or vice versa on a processor or in memory—a phenomenon called a “bitflip.” After enough of those flips, calculations are ruined, or a permanent and fatal error called a “latch-up” can occur.<sup>3</sup>

Even on Earth, bitflips can be caused by solar flares of high-energy particles entering the Earth’s atmosphere. In space, single-event effects are a concern, given the small transistor sizes. Meanwhile, TID is a concern in longer-term missions. Several terrestrial applications (such as nuclear fusion and cleanup at Fukushima<sup>4</sup>) require hardness towards gamma radiation. In another example, making the medical devices that are exposed to X-rays radiation-tolerant will help extend their longevity.<sup>5</sup>

Although rad-hard chips can be useful for all sorts of applications, two of the biggest are in space and nuclear energy.

**Space.** Space is a harsh environment for chips. Vibration, severe thermal variations, electrostatic discharge, and G-forces on launch all require space-bound chips to be tougher than those in the average smartphone. Of these dangers, radiation is arguably the biggest of them all. Earth’s atmosphere is a highly effective radiation shield. But satellites in orbit, especially higher orbits, are above much of the atmosphere and thus continuously exposed to high levels of damaging radiation, and intermittently exposed to even higher radiation levels when the sun is at its most active. Except for inside the shielded portion of the International Space Station, most chips in space today are “legacy chips”, radiation tolerant, but made with older technologies that render them incapable of the kind of processing we take for granted on even a mid-range smartphone: AI image processing, graphics manipulation, and so on. For this reason, many space-based devices are “dumb terminals”: They capture images, provide connectivity, and maneuver themselves, but

## HOW RAD-HARD CHIPS ARE MADE

There are two approaches to make chips rad-hard: the physical and the logical. In the first (the focus of this prediction) chips are physically made differently: They are made of different materials such as silicon carbide (SiC) or gallium nitride (GaN) (see companion prediction on these materials), or the processing layer of silicon can be on an insulating layer or substrate. Other options include using bipolar integrated circuits instead of traditional CMOS, leveraging DRAM instead of SRAM, shielding with depleted boron, or radiation hardening by design. Moreover, in case of space applications, normal packages won’t be able to withstand the G-force and other environmental conditions. Therefore, rad-hard chips require special packages (e.g., ceramic) that can withstand higher G-forces and wider temperature ranges better than other common materials. Design and layout techniques can also be used to harden a technology. Logical hardening can be accomplished via various kinds of redundancy, but also special hardened latches, layout techniques, and timing circuits.

require Earth-based processing to assist in all those things. They need to send everything down to Earth, wait for Earth to figure out what to do, then wait for Earth to transmit the right commands back. This can be slow.

New generations of rad-hard electronics for space environments will likely change that, with potentially enormous benefits. For example, NASA’s Space Cube is a family of FPGA onboard systems that help boost onboard computing capability, autonomy, and artificial intelligence/machine learning (AI/ML) in space.<sup>6</sup> With such advancements, spacecraft can become smarter, last longer, and be more reliable, all at the same time. Imaging satellites could observe a natural disaster

such as an undersea earthquake and send tsunami alerts hours earlier, potentially saving millions of lives. Illegal methane emissions (methane contributes to short-term global warming 85 times more than CO<sub>2</sub>)<sup>7</sup> could be detected in real time, and offenders more quickly caught and fined. Satellites at risk of collision could move—on their own initiative—much faster than they can today, mitigating the risk of runaway collisions and debris in orbit.<sup>8</sup>

**Nuclear energy.** Although nuclear fission energy production has decreased in the last 20 years due to concerns about safety and waste, the clock is ticking on reaching the Paris Agreement's 2030 climate goals, and fission is attracting renewed attention as a result.<sup>9</sup> Multiple new, modern nuclear power plants, smaller and safer than those from the past, have been proposed for the next

decade. These new kinds of nuclear reactors are already being enabled by increasingly advanced rad-hard chips.

However, the Holy Grail of nuclear energy is not fission, but likely fusion. Cleaner, greener, and (theoretically) even more powerful, successful fusion reactors could help solve the planet's greenhouse gas emissions in a few decades. But making fusion work requires magnetic fields, high pressures, and constantly fluctuating temperatures, all of which need to be sensed, interpreted, and controlled with chips that are both extremely powerful and extremely radiation-resistant.<sup>10</sup> With recent progress making fusion power possibly more feasible than previously thought,<sup>11</sup> the need to run these reactors could be a key driver of demand for rad-hard chips by the end of the decade.

## THE BOTTOM LINE

As the recent chip shortage has highlighted, it isn't a great idea to have the manufacturing of any given kind of chip in only one or two plants. Countries and regions will likely want to make sure that they have local suppliers and makers of rad-hard chips. As an example, the US federal government is spending US\$170 million to advance rad-hard chip manufacturing in Minnesota.<sup>12</sup>

Rad-hard chips are important for military and national security too. Secret military surveillance satellites and nuclear weapons would both be key examples. Chip self-sufficiency for all military applications is low: As of 2021, only 2% of the chips used by US military systems were made in trusted US-based foundries.<sup>13</sup>

Interestingly, shorter-duration missions at lower altitudes could even use commercial, off-the-shelf (COTS) chips that are radiation hardened at the system level instead of dedicated, special rad-hard chips. This could represent a marked shift in the rad-hard field, lowering the cost of chips for certain space applications.<sup>14</sup>

As mentioned above, another area of using rad-hard chips in space is integrating AI/ML capabilities and bringing edge computing to space applications. This could alleviate the need to send all the pictures and images they capture back to the Earth for further analysis and insight—and over a limited network bandwidth. By integrating AI/ML capabilities alongside rad-hard chips onboard, the space equipment can potentially handle all the advanced analytics by itself—image detection, image classification, automated decision, and timely action.<sup>15</sup>

Besides bolstering onboard analytics, companies are experimenting with launching analytics-heavy payloads into orbit, dedicated to performing advanced data processing and analytics. Such dedicated, compute-intensive satellites can serve as hubs in delivering edge computing services to other orbiting satellites.<sup>16</sup>

Companies and governments will likely want to encourage continued research and development of rad-hard technologies. Recent initiatives, such as NASA's High-Performance Spaceflight Computing (HPSC) project, focus on enabling next-generation space missions using advanced chips and modern architecture—all with the intent of supporting the ambitious plan of taking humans back to the Moon and forward to Mars. NASA and Microchip have recently collaborated on a US\$50 million project to develop a spaceborne processor that will outperform current industry processors by 100 times.<sup>17</sup>

Paths to continue exploring include materials such as compound semiconductors (GaN and SiC), use of traditional silicon in new ways (FinFET and SOI), and creating rad-hard versions of popular and useful commercial technologies such as ARM or RISC-V.<sup>18</sup> Moreover, the advanced tech nodes and smaller linewidths at sub-10 nm—which several chip majors are piloting today—can help reduce the overall weight of the launch unit. This can be critical to containing the overall project cost, while improving the mission's success probability.

The biggest challenge will likely be for the satellite industry. For decades, space-based sensors relied on Earth-based processing. Significantly increasing onboard processing and memory is a whole new opportunity: It will be exciting to see what the industry can do with these new capabilities over the next few years.

## Endnotes

1. Deloitte Global estimates and analysis based on information sourced from publicly available sources.
2. World Semiconductor Trade Statistics (WSTS), "The World Semiconductor Trade Statistics (WSTS) has released its new semiconductor market forecast generated in August 2022," press release, August 2022.
3. JEDEC, "Single-event latch-up," accessed August 31, 2022.
4. Martin Fackler, "Six years after Fukushima, robots finally find reactors' melted uranium fuel," *The New York Times*, November 19, 2017.
5. Gary Hilson, "Medical devices require radiation-tolerant memory," EETimes, July 8, 2014.
6. Xilinx, "Radiation Tolerant Kintex UltraScale product overview," accessed August 31, 2022.
7. United Nations Economic Commission for Europe, "The challenge," accessed August 31, 2022.
8. David Jarvis et al., *Too congested before we're connected? Broadband satellites will need to navigate a crowded sky*, Deloitte Insights, November 30, 2022.
9. Laura Benshoff, "Nuclear power is gaining support after years of decline. But old hurdles remain," NPR, June 30, 2022.
10. Kyungsoo Jeong et al., "A Radiation-Hardened Instrumentation Amplifier for Sensor Readout Integrated Circuits in Nuclear Fusion Applications," *Electronics* 7, no. 12(2018): 429.
11. Jeff Tollefson, "Exclusive: Laser-fusion facility heads back to the drawing board," *Nature*, July 22, 2022.
12. Samuel K. Moore, "U.S. invests in fabs that make radiation-hardened chips," *IEEE Spectrum*, October 29, 2019.
13. Sujai Shivakumar and Charles Wessner, "Semiconductors and national defense: What are the Stakes?," Center for Strategic & International Studies, June 8, 2022.
14. For instance, as rad-hard chips are quite expensive and difficult to upgrade to, commercial/modern chips are used and rad-hardening is built at a system level. See Anastasi in Tech, "Computer chips for space travel," YouTube, September 14, 2021.
15. Semiconductor Engineering, "Radiation hardening chips for outer space", YouTube, December 14, 2021.
16. Debra Werner, "Living on the edge: Satellites adopt powerful computers," *Space News*, January 24, 2022.
17. Praharsha Anand, "Microchip scoops NASA's \$50m contract for high-performance spaceflight computing processor," *ITPro*, August 16, 2022.
18. Rob Aitken, "Radiation-hardened Arm chips aim for the stars," *Arm*, February 27, 2020; Gareth Halfacree, "Microchip shows off rad-hardened RISC-V for low-cost satellites," *AB Open*, July 25, 2019.

## About the authors

### **Duncan Stewart** | [dunstewart@deloitte.ca](mailto:dunstewart@deloitte.ca)

Duncan Stewart is the director of TMT Research for Deloitte Canada and is a globally recognized specialist on the forecasting of consumer and enterprise technology, media & telecommunications trends. He presents regularly at conferences and to companies on marketing, technology, consumer trends, and the longer-term TMT outlook.

### **David Jarvis** | [davjarvis@deloitte.com](mailto:davjarvis@deloitte.com)

David Jarvis is a senior research manager with Deloitte's Center for Technology, Media & Telecommunications, Deloitte Services LP. He has more than 15 years of experience in the technology industry and is a passionate expert and educator focused on the future of our digital society.

### **Christie Simons** | [csimons@deloitte.com](mailto:csimons@deloitte.com)

Christie Simons is the Audit & Assurance Technology, Media & Telecommunications (TMT) industry leader with Deloitte & Touche LLP. She specializes in serving fast-growing, dynamic venture-backed companies and large complex publicly listed technology clients with external audit, IPO, M&A, and SOX services.

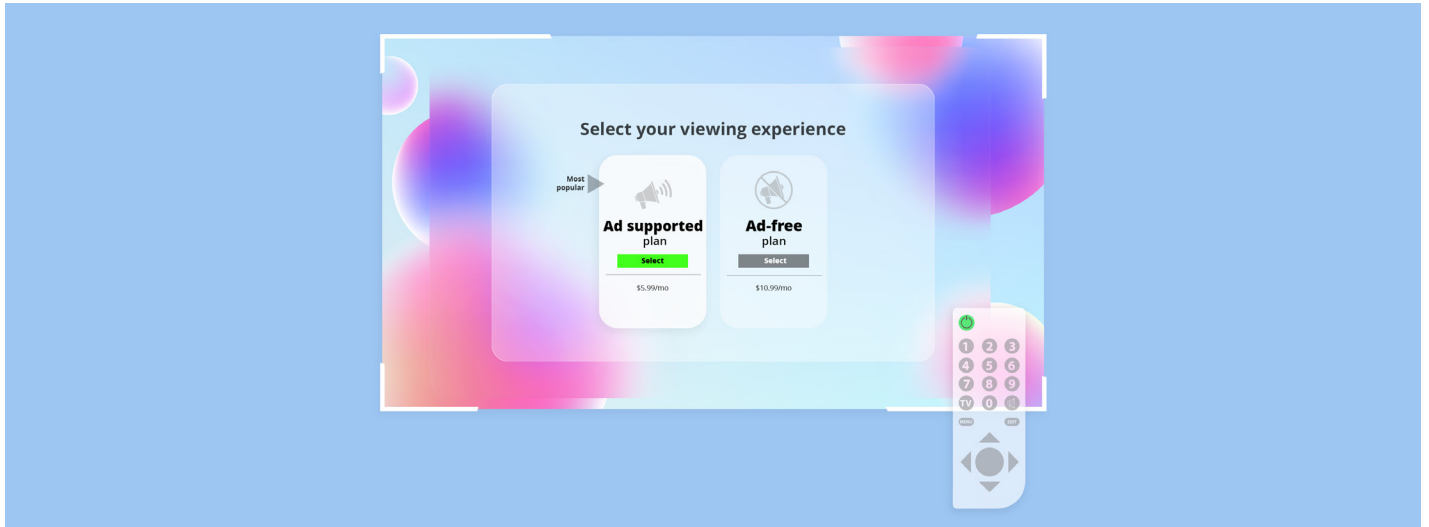
### **Gillian Crossan** | [gicrossan@deloitte.com](mailto:gicrossan@deloitte.com)

Gillian Crossan is a principal in Risk & Financial Advisory, Deloitte & Touche LLP, and leads the global technology industry sector. She has been with Deloitte US for more than 25 years and has worked across sectors including energy, health care, consumer products, and technology.

## Acknowledgments

The authors would like to thank **Karthik Ramachandran**, **Dan Hamling**, and **Brandon Kulik** for their help in supporting our research.

# Screens and media



# Everyone's watching: AVOD finds an increasingly receptive audience

AVOD's appeal surges as price-conscious viewers become more willing to watch ads in exchange for discounted or free streaming video.

Paul Lee, Jeff Loucks, and Kevin Westcott

CONSUMER AND INDUSTRY economics are making the case for ad-funded streaming video services increasingly compelling. Deloitte Global predicts that, by the end of 2023, approaching two-thirds of consumers in developed countries will use at least one advertising video-on-demand (AVOD) service monthly—a 5% increase over the prior year. It further predicts that, by the end of 2023, all major subscription video-on-demand (SVOD) services in developed markets will

have launched an ad-funded tier to complement ad-free options. By the end of 2024, half of these providers will also have launched a free ad-supported streaming TV (FAST) service. And, by 2030, it is expected that most online video service subscriptions will be partially or wholly ad-funded, catching up with emerging markets where ad-funded video-on-demand has always been the norm—an evolution that Deloitte Global predicted in 2020.<sup>1</sup>



We also note that ad-funded tiers from SVOD players will be joining existing ad-funded streaming services from broadcasters in most markets that have existed for over a decade. (Our analysis includes all platforms that offer professionally produced content, but excludes platforms that host user-generated content as this reflects a different business model, often predicated on low production costs.)

## Consumers will seek out discounts amid rising content prices and other inflationary pressures

In developed markets, many streaming video services offered an ad-free experience as part of the benefit of a subscription. The expectation was that once viewers had become used to viewing without the interruption of ad breaks, they would never go back.

However, the proliferation of streaming services, each with its own set of must-watch content and rising fees, has made the fully ad-free experience harder to afford for many households, even among consumers in the wealthiest countries.

A single premium, ad-free subscription ranges from US\$5 to US\$20, a monthly cost affordable to many households.<sup>2</sup> However, when tentpole content—the most popular and talked about programming—becomes split across four or five providers, subscription costs quickly add up. For example, when HBO Max launched in the US market in 2020, it featured *Friends* and *The Big Bang Theory*.<sup>3</sup> *Modern Family* is now available on Disney Plus.<sup>4</sup> *Schitt's Creek* became available on Hulu in the United States as of October 2022. In all cases, these major series were previously hosted on different platforms.<sup>5</sup> Additionally, inflation has also climbed steeply, erasing income gains for many consumers.<sup>6</sup> The combination of these factors is nudging the mass market adoption of AVOD.

Advertising-supported tiers typically offer consumers a 50% discount in exchange for between four and 10 minutes of ads per hour. Viewers trade ads for more affordable access to favored content. Consuming commercials is just one option taken to cut cost: Another common choice is an annual up-front payment to get a couple months for free.

Deloitte Global has been polling consumers across multiple markets, asking which service tier they would choose when signing up to a new streaming video service. Across all markets, most consumers indicated they would choose an ad-supported tier, either at half price, or free (figure 1).

In addition to ad-supported, discounted SVOD, 47% of consumers across developed markets already watch ad-supported streaming services based exclusively on professionally produced content, most of which is typically free (figure 2). These are usually offered by national broadcasters or studios.

Some consumers might grumble that, post price rises, the only streaming service tier that fits their budget has ads. After all, advertising is already ubiquitous by default in most media, from broadcast TV, to mobile games, to live concerts. Cities teem with digital billboards; retail chains have in-store ad networks. So, introducing ads to streaming video is a change, but not a revolution. Furthermore, the ad load for AVOD services from former SVOD providers is likely to be moderate, with about four minutes per hour being standard in 2023. Ad minutes for broadcast TV, by comparison, may be double or even triple this during peak time.

## Content providers will look to AVOD for subscriber and revenue growth

For “traditional” SVOD providers that launched without ads, a key reason for introducing advertising

FIGURE 1

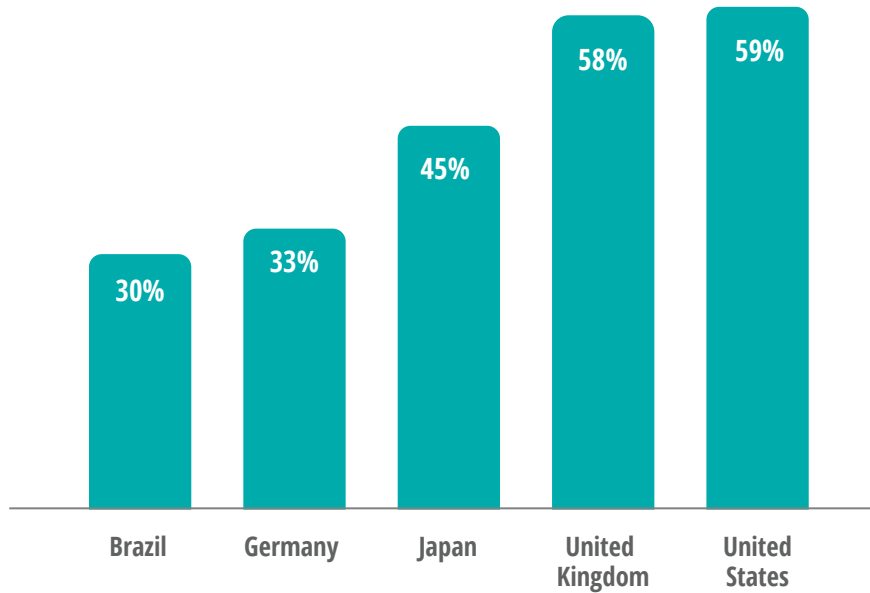
**In most countries, consumers prefer ad-supported video options that remove or reduce subscription fees**

	Brazil	Germany	Japan	United Kingdom	United States
No ads/ monthly fee	40% R\$40	38% €12	30% ¥1,500	39% £10	41% US\$12
6 minutes of ads per hour/ monthly fee	26% R\$20	21% €6	15% ¥750	17% £5	25% US\$6
12 minutes of ads per hour/no monthly subscription fee	34%	41%	55%	44%	34%

Source: Data from Kevin Westcott et al., 2022 *Digital media trends, 16th edition*, Deloitte Insights, March 28, 2022.

FIGURE 2

**Nearly half of consumers watch ad-supported streaming video services**



Source: Data from Kevin Westcott et al., 2022 *Digital media trends, 16th edition*, Deloitte Insights, March 28, 2022.

is to maintain growth, especially in developed markets in which net subscriber additions have become particularly challenging in 2022.

AVOD both offers an entry-level price option to new subscribers, and also a lower-cost option to existing subscribers who might otherwise cancel (churn from) a service. Since 2020, churn has become a fundamental challenge to SVOD players. In the United States, cancellation rates have hovered around 37% since the start of the decade. In most other markets, churn rates are just a little lower but the impact of churn on profitability is equally debilitating, given subscriber acquisition costs (figure 3). Cost or perceived value for money has become the primary typical driver of cancellation in 2022 and may be even more influential in 2023.

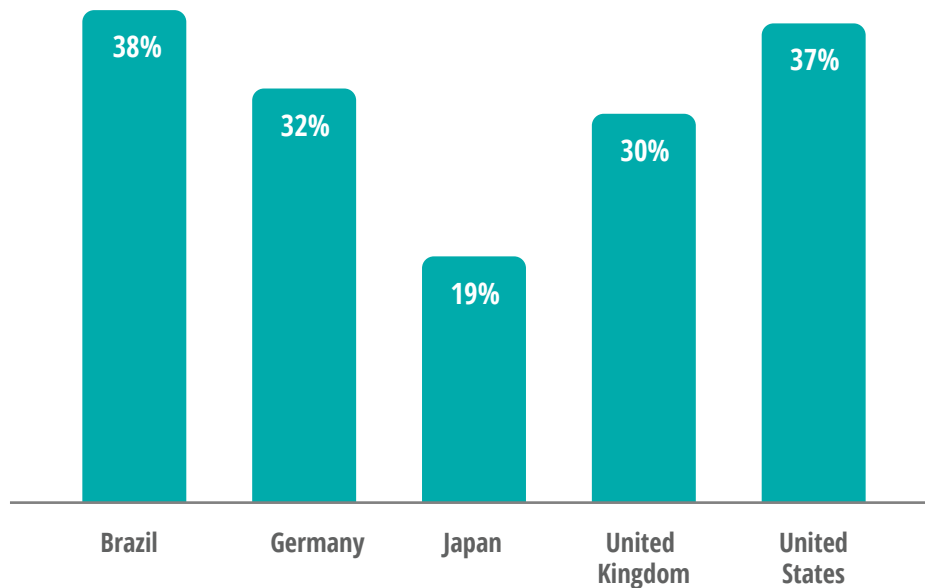
A fundamental driver for adding AVOD is to generate an additional revenue stream from advertising. As of mid-2022, many VOD-only content players were operating at a loss, with profitability contingent on adding users. For traditional broadcasters, AVOD offers an additional source of revenue, drawn from linear ad budgets, and, importantly, online video ad budgets that would previously have gone to online-only video providers.

In offering AVOD, providers are addressing pent-up demand from advertisers, who highly value the ability to show their ads on a large TV screen, as this tends to have more impact than the same ad shown on a smartphone. In recent years, the decline of viewing of broadcast TV has reduced the supply of younger viewers watching ads; AVOD,

FIGURE 3

### Churn is a serious problem for SVOD providers in developed markets

Percentage of consumers who have canceled at least one streaming video subscription in the past six months



Source: Data from Kevin Westcott et al., *2022 Digital media trends, 16th edition*, Deloitte Insights, March 28, 2022.

which is predominantly watched on TV sets, and which is generally adept at aggregating 16–34-year-old viewers, addresses that demand, at a premium

price and with targeting. In the US market, CPMs for AVOD could readily be more than US\$50. In European markets, they should reach US\$30.

## THE BOTTOM LINE

AVOD's resurgence is healthy for the wider television industry. For SVOD providers, it unlocks an additional revenue stream and could reduce churn; for broadcasters, it raises the profile of a service they've been offering for years; for consumers, it enables continued, lower-cost access to their favorite content, albeit with the (minor) wrinkle of having to watch ads. While AVOD is not for every viewer, it's likely to appeal to the majority, even in the wealthiest of markets.

The transition to AVOD won't however be a walk in the park. Consumers should be migrated gracefully. SVOD providers may need to restructure, add sales capabilities, reformat existing content, commission differently, measure ad impact, and change culture.

One of the biggest challenges will be to make ad breaks as enjoyable as possible. This isn't just about a low volume of ads per hour; variety is critical. Repetitious ads, even in small quantities, are tedious. The range of commercials shown should be similar or superior to that for traditional television. For this to happen, content providers should replicate the ad sales organization and culture that traditional broadcasters have had for decades. For some SVOD players with a traditional broadcaster heritage, this should be easier; for streamers that have never sold advertising, the learning curve will likely be steeper.

Content that was commissioned for an ad-free service may require reediting to identify natural breaks to show ads. By contrast, library content that was originally edited to include ad breaks at regular intervals may not require any changes. Some licensed content may not permit the insertion of ads, so agreements may need to be revised. Content providers may also need to replicate the episodic release of content that broadcasters have perfected over the decades such that their tentpole releases are popular enough to drive the national conversation. For this to happen, new content should be teased and released at regular intervals, rather than a season at a time.

New arrivals to the AVOD market should note that its size will vary by market, with the United States leading in the long run, as it's the largest TV ad market globally. The US TV ad market, at a forecast US\$70 billion in 2022, is 10 times bigger than the United Kingdom's.<sup>7</sup> Furthermore, in markets such as the United Kingdom, SVOD-to-AVOD converts will compete with existing ad-funded services from national broadcasters whose outputs have for many years driven the national conversation.

The introduction of ads into services that previously lacked them should be considered a progression, not a step backward. In the long term, funding the content that consumers want to see requires a blend of subscription and advertising revenues. This has long been the norm—not the exception—for almost all media. The virtue of the AVOD model is that it is inclusive of everyone, regardless of income. People may well love an ad-free experience, but not if it makes content unaffordable.

## Endnotes

1. Jeff Loucks, Mark Casey, and Craig Wigginton, *Ad-supported video: Will the United States follow Asia's lead?*, Deloitte Insights, December 9, 2019.
2. As of 30 September 2022, in the US market, Apple TV+ cost US\$4.99 per month and Netflix's Premium tier was US\$19.99; See: Apple TV+, "Plans and pricing," and Netflix, "Plans and pricing," accessed October 26, 2022. Deloitte TMT Predictions is an independent publication and has not been authorized, sponsored, or otherwise approved by Apple Inc.
3. Warner Media, "HBO Max launches today," press release, May 27, 2020.
4. Disney + Hotstar, "*Modern Family*," accessed October 26, 2022.
5. *Hulu Press*, "Hulu acquires US streaming rights for *Schitt's Creek*," April 28, 2022.
6. Ira Kalish, *Weekly global economic update*, Deloitte Insights, September 28, 2022. In the United States, for example, "average hourly earnings across all industries were up 5.2% from a year earlier, matching the lowest reported since December. With inflation running above 9%, this implies a significant loss of purchasing power for workers."
7. Jon Lafayette, "GroupM sees US traditional TV ad revenue dipping 0.4% in 2022," *Broadcasting+ Cable*, June 13, 2022; *Thinkbox*, "£1 billion more invested in TV advertising in 2021," March 9, 2022.

## About the authors

**Paul Lee** | paullee@deloitte.co.uk

Paul Lee is a partner at Deloitte UK, and head of research for the Technology, Media & Telecommunications (TMT) industry at Deloitte. In addition to running the TMT research team globally, Lee manages the industry research team for Deloitte UK.

**Jeff Loucks** | jloucks@deloitte.com

Jeff Loucks is the executive director of Deloitte's Center for Technology, Media & Telecommunications, Deloitte Services LP. He conducts research and writes on topics that help companies capitalize on technological change.

**Kevin Westcott** | kewestcott@deloitte.com

Kevin Westcott, vice chairman, is the leader of Deloitte's US Technology, Media & Telecommunications practice and the global Telecommunications, Media & Entertainment practice. His industry experience spans film, television, home entertainment, broadcasting, over-the top, publishing, licensing, and games.

## Acknowledgments

The authors would like to thank **Rupert Darbyshire, Ben Stanton, Alexander Mogg, Ralf Esser, Chris Graves, Brooke Auxier, Akash Rawat, Andrew Evans, Chris Hanson, and Helen Rees** for their contributions to this chapter.



# Live sports: The next arena for the streaming wars

As streamers take a growing share of a thriving market, can they go the distance?

David Jarvis, Paul Lee, Pete Giorgio, and Kevin Westcott

**F**ROM FOOTBALL (SOCCER) to cricket to baseball to golf, streaming video providers around the world are spending billions of dollars on live sports rights in a bid to attract, retain, and monetize an increasingly fickle audience. Deloitte Global predicts that in 2023, streamers will spend over US\$6 billion on exclusive major sports rights in the largest global markets.<sup>1</sup> To put that into perspective, in 2021, the combined content spend by all streaming providers was about US\$50 billion.<sup>2</sup> Streamers' spending on sports rights is a relatively small, but significant, proportion of that total. The growth in expenditures on live sports content underscores the increasing interdependence between streaming providers and the largest sports leagues.

## The rules are changing for streaming providers and sports organizations

Streaming services are the latest to enter the live sports ring, with cable, broadcast, and satellite services all contending for fans. In one corner stand entertainment companies and regional sports networks with traditional linear channels that also offer a streaming service.<sup>3</sup> In another corner are the “pure play” streaming providers who have only their streaming service as an option to reach consumers. In the third corner, there are tech companies looking to broaden the reach of their streaming services and increase time spent within their ecosystem. Finally, leagues and individual teams are launching specialized

streaming services to establish direct connections and serve super-fans.<sup>4</sup>

Two recent examples highlight the enterprising approaches that streaming providers are taking. In a unique global deal, Apple has committed to spend at least US\$2.5 billion for the sole rights to stream every US Major League Soccer (MLS) game over the next 10 years via a dedicated Apple TV app.<sup>5</sup> MLS season ticket holders will be able to access the app for free, but everyone else will need to pay for

this content (some games will be available for free to Apple TV+ subscribers). Meanwhile, Viacom18 successfully acquired domestic digital rights to the Indian Premier League's (IPL) cricket games in a five-year, US\$3 billion deal.<sup>6</sup> Disney, which previously won both the digital and linear broadcast rights, will pay IPL US\$3 billion over the same period to retain the broadcast rights. Disney also recently won digital and linear broadcast rights in India for International Cricket Council events through 2027.<sup>7</sup>

FIGURE 1

## Companies are paying record amounts to stream live sports

Notable recent live sports rights streaming deals

League	Sport	Company	Geography	Total deal value (value per year)	Deal length
<b>National Football League</b> ( <i>Thursday Night Football</i> )	American football	Amazon	United States	US\$13.2B (US\$1.2B/year)	11 years 2022–2033
<b>Indian Premier League</b> (Digital rights)	Cricket	Viacom18	India	US\$3B (US\$600M/year)	5 years 2023–2027
<b>Premier League</b>	Football (soccer)	Viaplay	9 European countries	US\$2.7B (US\$450M/year)	6 years 2022–2028
<b>Serie A</b>	Football (soccer)	DAZN	Italy	US\$2.5B (US\$840M/year)	3 years 2021–2024
<b>Major League Soccer</b>	Football (soccer)	Apple	Global	US\$2.5B (US\$250M/year)	10 years 2023–2032
<b>LaLiga</b>	Football (soccer)	DAZN	Spain	US\$2.4B (US\$470M/year)	5 years 2022–2027
<b>Ligue 1</b>	Football (soccer)	Amazon	France	US\$750M (US\$250M/year)	3 years 2021–2024
<b>Major League Baseball</b> ( <i>Friday Night Baseball</i> )	Baseball	Apple	8 countries currently	US\$595M (US\$85M/year)	7 years 2022–2029

Notes: Some deal values were converted from euros to US dollars at the September 20, 2022 exchange rate of 1.00 euro = 1.00 US dollar. Value per year is the deal value averaged across the duration of the contract.

Source: Multiple public sources.<sup>8</sup>



Both streaming providers and sports organizations have much to gain from their growing symbiosis. Facing greater competition and more subscriber churn, many streaming providers are using live sports as a differentiator to help attract and retain subscribers. Providers also want to use live sporting events to entice advertisers, who see their sizable audiences as a smart investment.<sup>9</sup> Sports organizations, on their end, want to monetize their rights further, expand access to products, and pursue younger consumers.

Premium sports competitions such as the Premier League, IPL, National Football League (NFL), and National Basketball Association (NBA), depend on media rights as a major source of revenue (along with ticket sales, sponsorships, and merchandise) and see streaming providers adding to that revenue.<sup>10</sup> For smaller and newer sports and leagues, streaming services may offer the benefit of coverage for the first time as a pathway to greater awareness and further growth.<sup>11</sup> Streaming providers can also help grow the global audience for a sport, giving viewers in different countries easier access to sports they might not be as familiar with.

The good news is that fans may get access to even more content related to their favorite sports (e.g., original shows and documentaries, historical games, associated secondary competitions, etc.). Streaming services could also provide new innovations around personalization, interactivity, and real-time data analysis. In the near future, we should see more experimentation from streaming providers looking to offer more tailored experiences. There have already been some initial forays into integrating sports betting by FuboTV, and Amazon is planning on offering multiple feeds for their NFL games in the US market, allowing fans to choose their viewing experience.<sup>12</sup>

That said, the fragmentation of rights across even more platforms could make it more difficult for fans to access what they want to watch when they

want to watch it—not to mention create added cost and complexity. Many fans already have to maintain subscriptions to one or more pay TV providers and multiple streaming services to watch their favorite team or sport. This could lead to increasingly frustrated and burdened fans who may miss out on the content they love.<sup>13</sup> Sports leagues and streamers should ensure that they aren't creating artificial barriers to fan engagement.

Another challenge is that high-quality live sports is technically harder to stream than broadcast. Sports content tends to be fast-paced, necessitating a higher frame rate than other genres.<sup>14</sup> Sports fans also demand high picture quality and superb reliability, particularly with premium-priced subscriptions. Additionally, sporting events are more sensitive to latency issues—delays in the delivery of content—and with streaming, those delays can extend for as long as a minute.<sup>15</sup> Looking ahead, streaming won't be able to deliver experiences such as in-game betting and interactivity unless the issues with latency are resolved.

The complete transition of live sports entertainment to streaming won't happen overnight, if ever. Traditional broadcasters will likely remain by far the main buyer of major sports rights for quite some time, albeit with a smaller share. One reason for this is the tenure of sports rights: Depending on the geography and sport, contracts range from three to 10 years. This means that for some major sports, such as the NFL, the next opportunity for streaming providers to bid for rights and grow their share will not be till the early 2030s. Another is that rights holders may not want to risk a critical revenue stream when current linear broadcasts are already high-quality, low-latency, and have significant preexisting production and distribution infrastructure already in place. It is also worth noting that free-to-air sports broadcasts have, historically, been critical to growing overall awareness of sports and creating new fans.

## THE BOTTOM LINE

It will take a couple of rights cycles before the future of watching live sports becomes clear. The next big indicator could be when the NBA announces new deals for the US market starting in 2025.<sup>16</sup>

For sports streaming to go the distance, sports organizations and entertainment companies should consider several key things:

- **Put the fan first.** Skillfully use first-party data to understand fans' needs and preferences and deliver the right amount of quality content, easy access, an engaging user experience, and exclusive perks, all at a reasonable cost.
- **Expand the streaming service's influence.** Consider integrating it with social media, sports betting, gaming, fantasy sports, and other digital engagement channels.
- **Improve streaming's technical aspects.** Enhance broadcast quality (for instance, by eventually moving from 4K to 8K resolution), reduce latency, and eliminate service interruptions.

It is important for both streaming providers and sports organizations to reflect on balancing their short- and long-term needs. Pure-play streaming providers and tech companies should consider if the high cost of live sports rights is worth it. Will it help attract and retain subscribers? Will it drive a halo effect for their other products and services? Traditional entertainment companies with both linear channels and streaming services should decide which service to prioritize when it comes to investment. And sports organizations should ask if their media deals are both meeting their current fans' needs and cultivating the next generation of fans. Finding astute answers to critical questions like these will be key to what separates the champions from the runners-up.

## Endnotes

1. This figure is an estimate of what is expected to be spent on sports rights by companies that will show sporting events exclusively on a streaming video service. It does not include spending on sports rights by companies that will show sporting events on a combination of traditional linear channels and streaming video services.
2. Ampere Analysis, "Content spend sees double digit growth and reaches \$220 billion in 2021, driven by SVoD services," press release, December 20, 2021.
3. NESN, "NESN becomes first RSN to launch direct-to-consumer service with introduction of NESN 360," June 1, 2022.
4. Emma Roth, "NFL Plus streaming has live games for \$4.99 per month — but not on your TV," *The Verge*, July 25, 2022; FIFA, "FIFA launches FIFA+ to bring free football entertainment to fans everywhere," press release, April 12, 2022; Steve McCaskill, "Tottenham Hotspur launch SpursPlay global OTT platform with Endeavor," SportsPro, July 8, 2022; Andrew Cohen, "Inter Milan Joins Recast to Offer Pay-Per-View Channel With Behind-the-Scenes Footage, Player Interviews," Sporttechie, August 10, 2022.
5. Sam Stejskal, "MLS agrees to 10-year broadcast deal with Apple worth \$2.5 billion: Sources," *The Athletic*, June 14, 2022.
6. Patrick Frater and Naman Ramachandran, "India media landscape redrawn as Viacom18, Disney carve up \$6.2 billion IPL cricket rights," *Variety*, June 14, 2022.
7. Naman Ramachandran, "Disney star scores ICC India cricket rights through 2027," *Variety*, August 27, 2022.
8. Joe Flint, "Amazon to get exclusive NFL rights a year earlier than expected," *The Wall Street Journal*, May 3, 2021; Patrick Brzeski, "Viacom18 nabs streaming rights to India's premier league cricket for \$2.6B, Disney takes TV rights for \$3B," *The Hollywood Reporter*, June 13, 2022; Rica Roy, "Viacom18 Bags packages B And C As IPL digital rights rake in more than TV," NDTV Sports, June 14, 2022; Rory Jones, "Serie A rights picture set for reshuffle as DAZN and TIM open door to Sky deal," SportsPro, August 4, 2022; Michael Long, "NENT pockets Premier League rights in five more countries," SportsPro, July 7, 2021; Daniele Lepido, "DAZN nears football-broadcast deal with Sky in Italy," Bloomberg, August 3, 2022; Stejskal, "MLS agrees to 10-year broadcast deal with Apple worth \$2.5 billion: Sources"; DAZN, "DAZN secures La Liga rights in Spain," December 14, 2021; Rory Jones, "LaLiga TV rights split by Movistar and DAZN in €4.9bn deal," SportsPro, December 14, 2021; Tariq Panja, "As France chases title at euros, its league faces a \$400 million hole," *The New York Times*, June 20, 2021; Mike Ozanian, "MLB deals with Apple And NBC sports are worth A combined \$115 million annually," *Forbes*, March 9, 2022; Apple, "Apple and Major League Baseball to offer "Friday Night Baseball"," press release, March 8, 2022.
9. Kendall Baker, Sara Fischer, and Neal Rothschild, "The NFL has an extraordinary grip on America's media diet," Axios, January 15, 2022.
10. Mike Ozanian, "World's most valuable sports teams 2021," *Forbes*, May 7, 2021.
11. Rick Porter, "Amazon snags partial WNBA rights amid live sports push," *The Hollywood Reporter*, May 12, 2021; Meg Linehan and Steph Yang, "2022 NWSL TV schedule: CBS television network to air 2 regular-season games, championship," *The Athletic*, April 13, 2022; Vince Rugari, "A-League seals landmark five-year, \$200m broadcast deal with Network Ten," *The Sydney Morning Herald*, May 26, 2021.
12. Matthew Keys, "FuboTV abandons plans to build sports wagering service alone," Fierce Video, August 4, 2022; Masha Abarinova, "FuboTV launches sports betting-centric network SportsGrid," Fierce Video, August 11, 2022; Lillian Rizzo, "Amazon wants its NFL coverage to come in different flavors," *The Wall Street Journal*, August 1, 2022.
13. Pete Giorgio et al., *A winning strategy for the future of sports streaming*, Deloitte Insights, July 21, 2022.

14. Harmonie Duhamel, "Video bandwidth – The definitive guide to bandwidth requirements for streaming video," Dacast, February 3, 2022.
15. Chris Wilson, "2022: The year live sports streaming kicks latency issues into touch?," MediaKind, February 21, 2022; Brian Ring, "Streaming's high latency—No one cares, but you still should: Ring," Fierce Video, May 13, 2021.
16. Bill Shea, "The NBA's next broadcast deal: After MLS' payday with Apple, what can we expect?," *The Athletic*, June 16, 2022.

## About the authors

### David Jarvis | [davjarvis@deloitte.com](mailto:davjarvis@deloitte.com)

David Jarvis is a senior research manager with Deloitte's Center for Technology, Media & Telecommunications, Deloitte Services LP. He has more than 15 years of experience in the technology industry and is a passionate expert and educator focused on the future of our digital society.

### Paul Lee | [paullee@deloitte.co.uk](mailto:paullee@deloitte.co.uk)

Paul Lee is a UK partner and the global head of research for the Technology, Media & Telecommunications industry at Deloitte. In addition to running the TMT research team globally, Lee manages the industry research team for Deloitte UK.

### Pete Giorgio | [pgiorgio@deloitte.com](mailto:pgiorgio@deloitte.com)


Pete Giorgio, a principal with Deloitte Consulting LLP, leads Deloitte's Global and US Sports practices. His main areas of focus are strategic growth, customer acquisition, digital transformation, innovation, organization transformation, new business operations and implementation, and cross-unit integration.

### Kevin Westcott | [kewestcott@deloitte.com](mailto:kewestcott@deloitte.com)

Kevin Westcott, vice chairman, is the leader of Deloitte's US Technology, Media & Telecommunications (TMT) practice and the global Telecommunications, Media & Entertainment (TME) practice. His industry experience spans film, television, home entertainment, broadcasting, over-the top, publishing, licensing, and games.

## Acknowledgments

The authors would like to thank the following individuals for contributing their insights and expertise to this chapter: **Akash Rawat**, **Chris Hanson**, **Adam Deutsch**, **Kim Lachmann**, and **Ralf Esser**.



# Virtual production gets real: Bringing real-time visual effects onto the set

Digital tools and technologies are bringing virtual effects to physical sets and making production more flexible and cost-effective—freeing creativity from previous constraints.

Chris Arkenberg, Jeff Loucks, Kevin Westcott, and Gillian Crossan

**T**HE TOOLS AND techniques of virtual production are steadily transforming film and cinema production, increasing flexibility, shortening production times, and bringing real-time computer-generated imagery (CGI) and visual effects out of postproduction and onto real-life sets. Deloitte Global predicts that the market for virtual production tools will grow to US\$2.2 billion in 2023—up 20% from an estimated US\$1.8 billion in 2022. Multiple forces are driving this growth: audiences demanding film and television genres that rely heavily on digital capabilities; streaming video services embracing these genres to fill production slates and reduce costs; greater reliance on digital tools as workforces become more remote

and distributed; and the ambitions of some top game engine providers to better serve the film and video production market.

## Virtual production brings the impossible to the set

CGI and visual effects have been enriching cinematic storytelling for decades. The 2001 cinematic adaptation of J.R.R. Tolkien's *The Lord of the Rings* was an example of how these tools and techniques came together to push the boundaries of visual storytelling.

However, behind the scenes, there was a disconnect between what was possible during on-set production and what had to be postproduced with software. Actors performing in front of green screens were prompted to imagine the sets and effects that would be added afterward. Directors and cinematographers could see a person in a motion-capture suit on set but not the 3D-rendered creature they would become on screen. Fantastic settings couldn't be visualized until postproduction. Moreover, many shots were on location, requiring studios to fly crews and gear to the site, contend with the whims of local conditions, and incur high costs in money, time, and uncertainty. As more studios entered the market and pressures to reduce costs and time-to-screen mounted, filmmakers became increasingly constrained by these limitations.

Virtual production offers greater freedom and flexibility. Using technologies such as game engines, LED volumes, and augmented reality, virtual production can bring real-time computer-generated graphics and visual effects directly into the production process, enabling everyone on set to see and interact with them. Sets can be built inside a game engine or captured using photogrammetry—for example, by scanning the surfaces of a Paris neighborhood to create a 3D model. The virtual set and its effects can then be rendered in high-resolution on LED volumes—walls and ceilings made of LED screens that surround the physical set—transforming a sound stage in Burbank into that Paris neighborhood. Actors can see digital sets and elements and react to them more naturally. Cameras with augmented reality layers let operators and cinematographers see more dynamic digital assets such as virtual characters driven by motion-capture actors. Stage cameras can align with virtual cameras to precisely track movements across physical and virtual spaces.

And virtual production's benefits can extend far beyond what it enables on set. For many producers, it's an invaluable tool for making the filmmaking process much more flexible. For example, objects in the digital set can be repositioned on demand, and lighting between real and virtual elements can be more easily matched. Production time can be shortened, costs can be reduced, time and location constraints can be removed, and creativity can become more unbounded.<sup>1</sup>

As studios support more streaming video services—or launch their own—many highly competitive production pipelines are taking advantage of virtual production. For instance, using virtual production, ILM turned a few soundstages and a backlot into 2019's *The Mandalorian*, bringing an alien universe with cinema-quality effects to streaming TV.<sup>2</sup> The show's success has been cited as a catalyst for virtual-production adoption.<sup>3</sup>

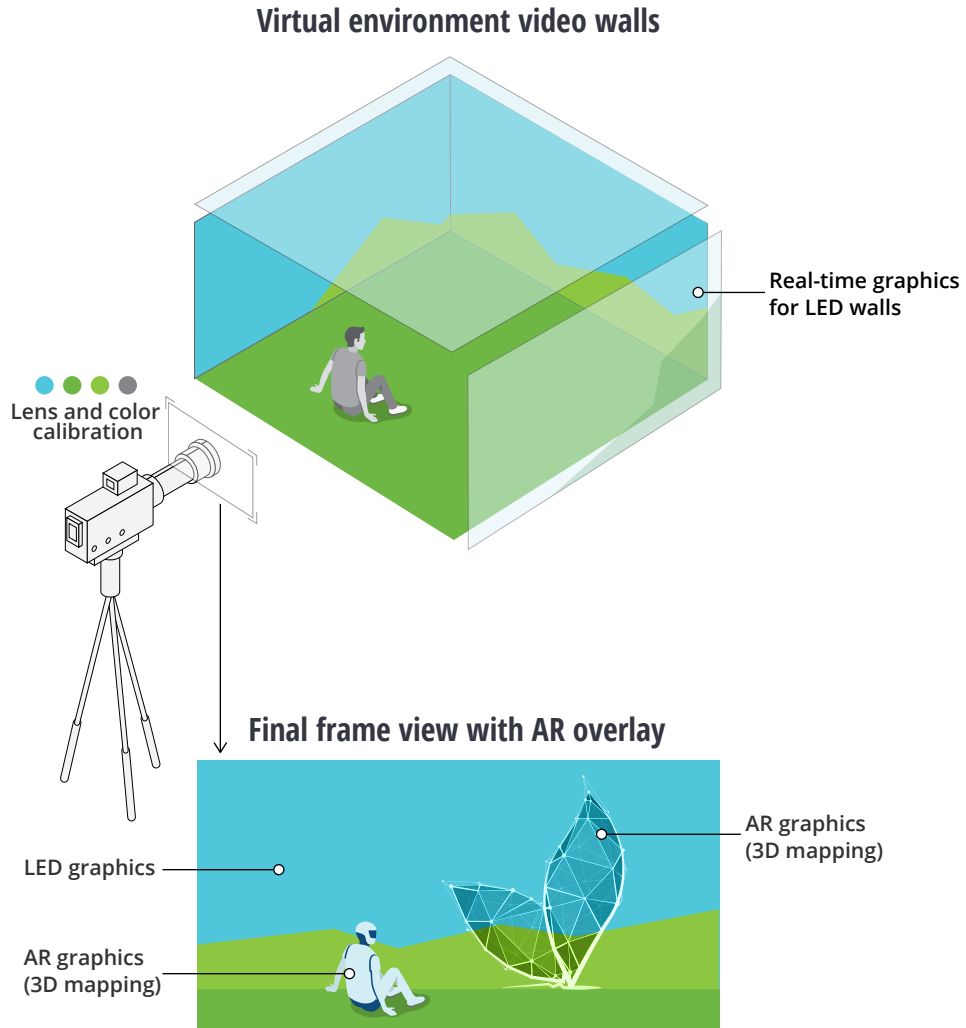
There's certainly no shortage of demand for content with spectacular—and often otherworldly—visuals. Over the past decade, adventure and action movies have become the most successful film genres, followed closely by fantasy and sci fi. Such stories are a perfect stage for CGI and visual effects, and they increasingly require virtual production capabilities that enable the impossible and transport actors and audiences into other worlds.<sup>4</sup> Leading streaming video services are also filling their programming with these genres, with virtual production being central to developing effects and experiences that satisfy their demanding audiences.<sup>5</sup>

The COVID-19 pandemic helped underscore virtual production's value and boosted its adoption.<sup>6</sup> Closures and social distancing shifted audiences from theaters and mobile to in-home viewing just as leading media and entertainment providers were launching their streaming video services.

FIGURE 1

## Virtual production brings digital effects to the physical set

LED walls show virtual sets and elements, while augmented reality (AR) overlays let camera operators see other real-time effects like characters mapped onto actors



Source: Deloitte analysis.

The need for streamers and studios to fill their catalogs with original content without sacrificing quantity or quality pushed studios toward virtual production and visual effects, especially for the more popular visual effects–rich genres. The pandemic also required mostly collocated

production teams to adopt remote and distributed workflows. Instead of flying people to filming locations or bringing them together on sets, studios turned to virtual production solutions that could replicate those production elements.

Advances in developing hyperrealistic video games have been a key enabler of virtual production. The Unreal Engine from Epic Games has been recognized as a pioneer in using high-performance computing, 3D modeling, and physics to enable the shift from laborious and time-consuming postproduction to photorealistic and real-time rendering on-set—advancing their own games’ capabilities in the process.<sup>7</sup> Other game engine leaders, like Unity Technologies, are also enabling

the convergence of 3D gaming experiences and 2D storytelling, which will likely spark more movement of intellectual property (IP), audiences, and entertainment between them. On the way to the promised land of the metaverse, the collaboration between film and gaming could unleash new forms of entertainment that mix cinematic storytelling, immersive and social gaming, and real-time broadcasts.

### THE BOTTOM LINE

Virtual production has already gained a strong foothold in film and TV studios and is poised to move from early adoption to early majority.<sup>8</sup> The flexibility and freedom that it offers storytellers and production crews are a spur to its increasing use. And with competition among streamers heating up and audiences facing a possible recession, cost pressures on content development are likely to become stronger, prompting more studios to rely on virtual production to reduce costs and time to market.

One potential headwind, however, is that virtual production itself represents a significant investment. Even though—if planned well—it can cost less and be quicker than traditional techniques, the tools involved can be complicated and difficult to use, requiring significant training as well as sophisticated and expensive hardware. Qualified virtual production talent is currently scarce—and therefore costly. In addition, the landscape of bespoke providers is fragmented.<sup>9</sup> Larger and more established studios have assembled their own virtual production toolchains and are learning how best to integrate them into production—but smaller studios and streamers moving into CGI-based entertainment may instead partner with third-party providers that can provide the talent, software, and hardware in the same package. All these users will likely reckon with uneven standards, setup and tracking challenges, and the nuances of seamlessly blending the physical and digital.<sup>10</sup>

Virtual production also affects how productions are planned and financed. Because it shifts much of the work that was done in postproduction into the preproduction phase, studios must do more up-front work to build digital assets, match colors, and properly set up hardware and software. This can deter investors who balk at having to provide funding earlier in production.

Over time, however, the cost, expertise, and funding barriers will likely come down as the virtual production market grows. And as the industry matures and best practices are discovered, virtual production is becoming easier to use. The interplay of gaming and video production could potentially generate a feedback loop of content development as digital assets like sets, characters, and imagery can move more easily between mediums. More studios are pursuing franchises built around “universes” that can be experienced through video and gaming—and more audiences are becoming used to engaging with rich, imaginative, and hyperrealistic virtual worlds. As entertainment becomes increasingly social and interactive, the technologies of virtual production will likely be seen as fundamental building blocks and enablers of the emerging metaverse.



## Endnotes

1. Allan V. Cook, "The future of content creation: virtual production," Deloitte, 2020.
2. Jay Holben, "The Mandalorian: This is the way," American Cinematographer, February 6, 2020.
3. Ibid.
4. Robert Demeter, "Which movie genres earned the most at the box office between 1980 and 2020?," Cutting Room Music, 2020.
5. Holben, "The Mandalorian."
6. Beth Merchant, "The evolution of ICFX: ILM stagecraft and dimension," Randi Altman's Post Perspective, July 20, 2020.
7. Randi Altman, "Virtual production roundtable," Randi Altman's Post Perspective, July 19, 2020.
8. Ibid.
9. Marcus Lim, "Virtual production here to stay, despite high costs and Asia's shortage of skills," Variety, December 1, 2021.
10. Lane Brown, "TVs are too good now: Why does *Home Alone* look better than the latest Marvel fare on the most advanced displays?," Vulture, July 20, 2022.

## About the authors

**Chris Arkenberg** | [carkenberg@deloitte.com](mailto:carkenberg@deloitte.com)

Chris Arkenberg is a research manager with Deloitte's Center for Technology, Media & Telecommunications. His research focuses on the coevolution of media, technology, and human behavior.

**Jeff Loucks** | [jloucks@deloitte.com](mailto:jloucks@deloitte.com)

Jeff Loucks is the executive director of Deloitte's Center for Technology, Media & Telecommunications, Deloitte Services LP. He conducts research and writes on topics that help companies capitalize on technological change.

**Kevin Westcott** | [kewestcott@deloitte.com](mailto:kewestcott@deloitte.com)

Kevin Westcott, vice chairman, is the leader of Deloitte's US Technology, Media & Telecommunications (TMT) practice and the global Telecommunications, Media & Entertainment (TME) practice. His industry experience spans film, television, home entertainment, broadcasting, over-the top, publishing, licensing, and games.

**Gillian Crossan** | [gicrossan@deloitte.com](mailto:gicrossan@deloitte.com)

Gillian Crossan is a principal in Risk & Financial Advisory, Deloitte & Touche LLP, and leads the global technology industry sector. She has been with Deloitte US for more than 25 years and has worked across sectors including energy, health care, consumer products, and technology.

## Acknowledgments

The authors would like to thank **Duncan Stewart** and **Ankit Dhameja** for their help in supporting this research.



# As seen in your feed: Shopping goes social, trending past US\$1 trillion in annual sales

Propelled by social media influencers and digital-native consumers, social commerce is laying the groundwork for a broader shoppable media landscape.

Brooke Auxier, Ariane Bucaille, Kevin Westcott, and Dennis Ortiz

**T**HE SOCIAL MEDIA feed is the new storefront—and users are doing more than just window shopping. Deloitte Global predicts that the market for social commerce will surpass US\$1 trillion globally in 2023 (figure 1).<sup>1</sup> That's assuming an approximate CAGR of 25%—not unreasonable considering past growth trends and the continued reliance on all things mobile and digital—driven by the purchases of the more than 2 billion people expected to shop on a social media platform in 2023.<sup>2</sup>

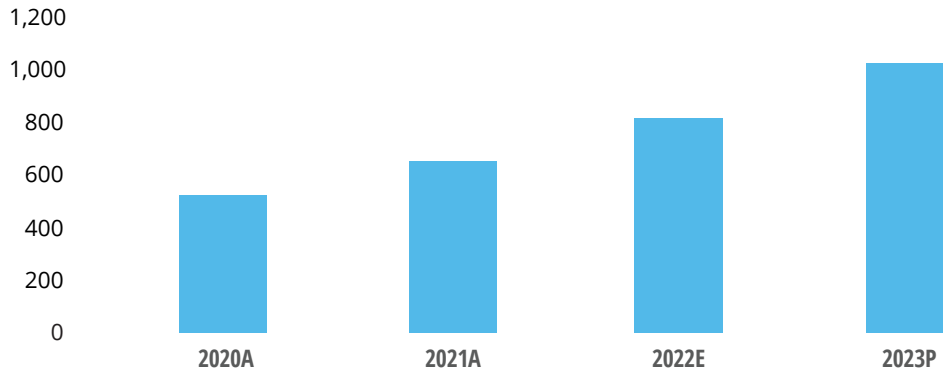
## Shopping on social: The ultimate in inspiration and instant gratification

Social commerce—a consumer experience on a social platform that blends the point of inspiration and the point of purchase—marries serendipitous product discovery with effortless digital payment to create shopping opportunities that are hard for many to resist. Imagine seeing your favorite influencer's latest post in your social feed—and they're wearing the coolest pair of shoes you've

FIGURE 1

**The global social commerce market is expected to continue to expand, possibly topping US\$1 trillion in annual sales in 2023**

Global social commerce market (US\$ billions)



Note: 2020 and 2021 are actual numbers, 2022 is Deloitte's estimate of sales, and 2023 is Deloitte's prediction.

Source: Deloitte Global analysis.

ever seen. With a couple of quick taps, you can add those exact shoes to your virtual cart, “buy now” with a mobile payment service, and get them delivered to your doorstep within a few days. All without leaving your couch ... or your device.

**Social commerce—a consumer experience on a social platform that blends the point of inspiration and the point of purchase—marries serendipitous product discovery with effortless digital payment to create shopping opportunities that are hard for many to resist.**

With an expected 5 billion social media users worldwide in 2023,<sup>3</sup> the social commerce market is growing faster than traditional e-commerce,<sup>4</sup> and it

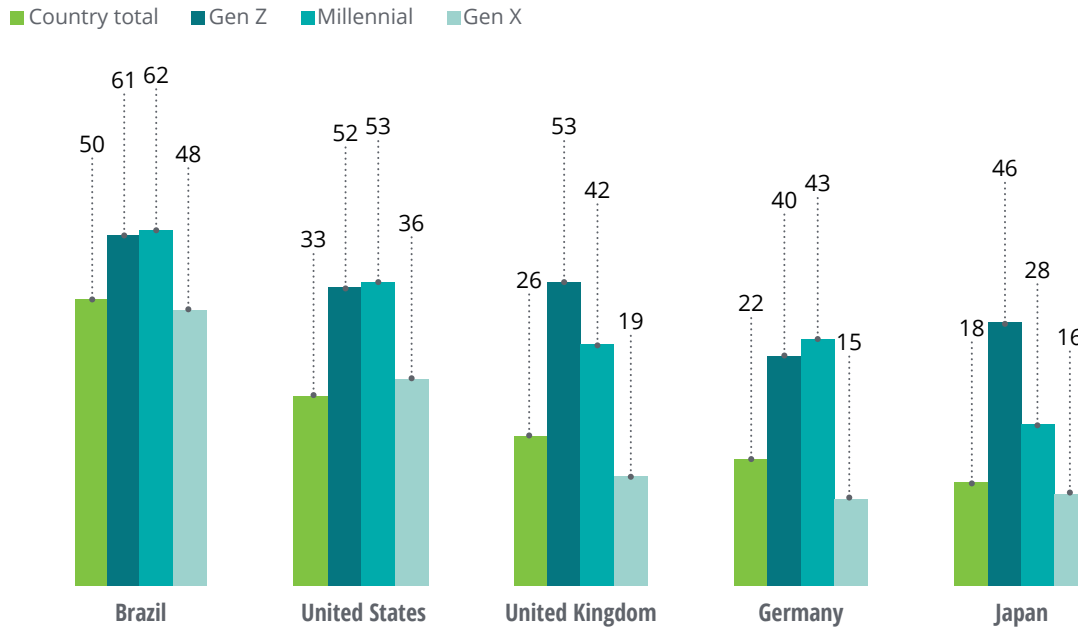
shows no signs of slowing down. Fueled initially by a surge in popularity during COVID-19,<sup>5</sup> the market is continuing to expand despite ebbs and flows in the pandemic. Research from 2021 shows that about a third of US consumers had ever made a purchase directly on social media, and an even larger share said that seeing a product on social media was part of their buying journey.<sup>6</sup>

So what’s behind all this growth? In large part, it’s the rise of the “creator economy,” the cadre of millions of “influencers” or “creators” who use their clout to promote, advertise, and sell products to their captivated audiences. These online personalities have global reach: In many countries, including the United States, the United Kingdom, Germany, Brazil, and Japan, at least 60% of people say they follow influencers. To convert these loyal fans into repeat customers—which is largely how they monetize their online content<sup>7</sup>—influencers build relationships with their followers, encourage community among their devotees, and sell their lifestyle with every new snap and selfie. Many make thousands of dollars per post, though compensation varies widely based on the number of followers they have on a given platform.<sup>8</sup>

FIGURE 2

## Gen Z and Millennial consumers are most likely to say their buying decisions are influenced by social media influencers

Percentage of consumers who say social media influencers completely or somewhat influence their buying decisions



Note: N (all Brazil consumers) = 1,000; N (all US consumers) = 2,000; N (all UK consumers) = 1,002; N (all Germany consumers) = 1,002; N (all Japan consumers) = 1,000.

Source: Kevin Westcott et al., 2022 *Digital media trends, 16th edition*, Deloitte Insights, March 28, 2022.

Social media users have proven a receptive audience for influencers’ sales tactics. One-third of US consumers, for instance, say that social media influencers ... well ... influence their buying decisions. In Brazil, that figure increases to 50%, perhaps because people in Brazil are more likely to use social media and follow influencers compared to people in the other countries surveyed.<sup>9</sup> The influence of social influencers is likely higher still in markets like China, where the social commerce landscape is even more developed and sophisticated.<sup>10</sup>

At around 20% of the global population, Millennials currently dominate the social commerce market (figure 2).<sup>11</sup> But not to be overlooked is the maturation of many Gen Zs to an age where many have more money to spend. Gen Z is the world’s biggest generational cohort, accounting for more

than 30% of the population worldwide,<sup>12</sup> and most of this burgeoning generation of digital natives tend to be all social, all online, all the time. Nearly all Gen Zs surveyed across the United States, the United Kingdom, Germany, Brazil, and Japan say they use social media platforms, with 85% of responding US Gen Z social media users saying they go on social media *daily*. Further, more than half of US Gen Zs say they use social media for shopping inspiration,<sup>13</sup> which is the first, and arguably the most important, step in the purchasing journey. In the future, Gen Zs are expected to continue to be very much online, where they’ll continue to get hypertargeted and personalized ads for products they want and need—straight from the influencers they already know and love.

## THE BOTTOM LINE

The expanding social commerce ecosystem is full of opportunity for brands, social platforms, and developers alike. Brands and influencers should focus their efforts on discovering which product categories are ripe for social commerce as well as tracking cultural shifts in user behaviors and buying preferences.

The creator economy—and the content influencers produce and post—has increased media consumption on social platforms overall, making these platforms ideal channels for brands to capture potential customers where they are already spending their time. Identifying and activating an inclusive cohort of influencers, who not only represent the brand but can relate to and connect with ideal customers, could thus be central to cracking the social commerce code.<sup>14</sup>

In addition, brands can benefit by utilizing social advertising's hypertargeted and personalized features. Social media algorithms that determine which ads are displayed in a user's feed can be highly effective, drawing on billions of data points and powerful analytics to understand consumers and their needs. More than four in 10 consumers surveyed across the United States, the United Kingdom, Germany, Brazil, and Japan say they see ads on social media for things they have been looking for.<sup>15</sup> Launching novel social shopping experiences, such as livestreamed events (already highly successful in China)<sup>16</sup> or augmented reality-powered try-ons, could also be key.

Most social platforms are already benefiting from influencers' success in reaching and selling to their audiences: the platform gains new avenues for monetization, and it retains users who are captivated by influencer content. These platforms, as well as technology developers, can seek to further cash in by building infrastructures and capabilities that support fully integrated, intuitive shopping and payment experiences—not just on social media, but on streaming video platforms, gaming services, music and podcast services, and just about everywhere else in the future metaverse.

As social commerce evolves globally through continued experimentation and by looking to more mature markets for guidance, it has the opportunity to draft the blueprint for the broader shoppable media landscape, making new products easier to find, simpler to pay for, and quicker to buy across digital experiences. Looking beyond 2023, most digital experiences are expected to be considered "shoppable," and the same tap-to-purchase behavior available on social media platforms will likely be possible with other online services, too. Imagine watching a cooking show on a streaming video service. Just pause, select the recipe, add the items to your virtual grocery cart, select a delivery time, use mobile payment, wait for the doorbell to ring—and voila! Dinner is served.

## Endnotes

1. Deloitte, "Social commerce and the creator economy: Business model considerations for the ecosystem," accessed September 19, 2022.
2. Accenture, "Shopping on social media platforms expected to reach \$1.2 trillion globally by 2025, new Accenture study finds," press release, January 4, 2022.
3. Simon Kemp, "Digital 2022: Global overview report," DataReportal, January 26, 2022.
4. Accenture, "Shopping on social media platforms expected to reach \$1.2 trillion globally by 2025."
5. Sarah Perez, "COVID-19 pandemic accelerated shift to e-commerce by 5 years, new report says," TechCrunch, August 24, 2020.
6. Kevin Westcott et al., *Streaming video on demand, social media, and gaming trends*, Deloitte Insights, October 19, 2021.
7. Carly Olson, "How do influencers make money? And how much? She'll tell you," *Los Angeles Times*, September 23, 2021.
8. Nashville Film Institute, "How much do influencers make? – Everything you need to know," accessed September 19, 2022.
9. Kevin Westcott et al., *2022 Digital media trends, 16th edition: Towards the metaverse*, Deloitte Insights, March 28, 2022.
10. Man-Chung Cheung, "Influencer marketing in China," Insider Intelligence, August 1, 2018.
11. Schroders Wealth Management, "What investors need to know about Gen Z," August 4, 2021.
12. Ibid.
13. Westcott et al., *2022 Digital media trends, 16th edition: Towards the metaverse*.
14. Deloitte, "DEI in the creator's market: Leading with purpose in social commerce," accessed September 19, 2022.
15. Westcott et al., *2022 Digital media trends, 16th edition: Towards the metaverse*.
16. Michelle Greenwald, "Live streaming e-commerce is the rage in China. Is the U.S. next?," *Forbes*, December 10, 2020.

## About the authors

**Brooke Auxier** | [bauxier@deloitte.com](mailto:bauxier@deloitte.com)

Brooke Auxier is a research manager with Deloitte's Center for Technology, Media & Telecommunications. Her research focuses on media, entertainment, and consumer technology. She has a PhD in journalism from the University of Maryland.

**Ariane Bucaille** | [abucaille@deloitte.fr](mailto:abucaille@deloitte.fr)

Ariane Bucaille is Deloitte's global TMT industry leader and also leads the TMT practice and the TMT Audit practice in France. She has more than 20 years of experience and is a chartered and certified public accountant.

**Kevin Westcott** | [kewestcott@deloitte.com](mailto:kewestcott@deloitte.com)

Kevin Westcott, vice chairman, is the leader of Deloitte's US Technology, Media & Telecommunications (TMT) practice and the global Telecommunications, Media & Entertainment (TME) practice. His industry experience spans film, television, home entertainment, broadcasting, over-the-top, publishing, licensing, and games.


**Dennis Ortiz** | [deortiz@deloitte.com](mailto:deortiz@deloitte.com)

Dennis Ortiz is a principal with Deloitte Consulting LLP in the TMT practice focusing on the media and entertainment sector. He specializes in digital operations transformation, working with media clients to define their transformation ambition, design new operating models, and execute transformation programs across the media value chain.

## Acknowledgments

The authors would like to thank **Akash Rawat**, **Jimmy Zheng**, **Abhilash Thalathoti**, **Kelly Moran**, **Duncan Stewart**, and **Lupine Skelly** for their contributions to this chapter.





# Will VR go from niche to mainstream? It all depends on compelling VR content

Applications that capitalize on virtual reality's unique capabilities will be key to enabling VR to enjoy a significant growth rate.

Paul Lee, Chris Arkenberg, Ben Stanton, and Allan Cook

IF YOU DON'T yet know anyone who has a *Meta Quest*, *HTC VIVE*, or *Sony PlayStation® VR*, check in again at the end of the year. Deloitte Global predicts that the virtual reality (VR) market will generate US\$7 billion in revenue globally in 2023, an impressive 50% increase over 2022's US\$4.7 billion. Ninety percent of that revenue will come from headset kit sales, of which 14 million units averaging US\$450 each are expected to sell in 2023. The remainder, generated by the much smaller software market, will consist mostly of VR content—principally games, but also some enterprise applications—which will see revenues of

approximately US\$0.7 billion. We further predict that the installed base of actively used VR headsets will reach 22 million in 2023, almost 50% higher than that of mid-2022.

## VR's success will depend on doing what other devices can't

When Deloitte first sized the VR market in 2016,<sup>1</sup> it stood at US\$1 billion for hardware and software combined, so a US\$7 billion year represents quite the growth rate over the years. This growth is being

catalyzed in part by improvements in the underlying technology, including greater processing power, better screens, and richer audio. 2023's headsets should offer higher frame rates, higher-resolution displays, and enhanced spatial audio (which enables users to better discern the direction of sounds, such as a speaker's voice), enabling an even more realistic immersive experience. Better ergonomics, including lighter weight and better ventilation, would also assist.

That said, in terms of numbers, VR has a long way to go to catch up with other digital devices. Smartphones alone count almost 5 billion users worldwide,<sup>2</sup> and billions also use PCs, tablets, and TV sets. Even smart speakers, a relatively new device that launched in 2017, will likely boast an installed base of more than 500 million units by the end of 2023.<sup>3</sup> At an active installed base of just 22 million in 2023, VR will therefore remain relatively niche for the time being.

VR's future growth will hinge on creating applications for consumers and enterprises that take full advantage of the immersive medium and encourage repeat usage. Advances in social VR games, next-gen storytelling, remote travel and education, and enterprise training and collaboration could all help drive adoption. However, if VR use cases overindex on its novelty, or if applications are hard to scale or simply work better on other devices, it's unlikely to reach the adoption rate of other consumer devices. VR hardware and software providers understand this: In 2023, we expect the industry to progress greatly in identifying the specific consumer and enterprise applications for which VR is optimal, able to address needs not currently being met by other devices or, indeed, by real-world experiences.

The most suitable use cases will be for immersive applications that do not require frequent, precise control, like entering text. These applications would mostly track a user's hands, and increasingly their eyes and bodies, as input. Games can also

access inputs from game controllers or steering wheels. Because VR users who are moving around risk bumping into real-life objects or people, VR experiences are more fit for dedicated spaces rather than communal settings. Headsets and positional tracking devices can model the physical spaces in which users don headsets and even track their body movements.

Due to current battery limitations for untethered headsets—and fatigue for some users—VR will also be more appropriate for uses that last for tens of minutes at a time rather than hours.<sup>4</sup> For some users, too, the heat generated by a headset may cause dryness of the eyes.<sup>5</sup> This means that they won't use VR for a full day—but again, they may not need to for it to be useful.

Games are likely to be one of VR's major applications in the consumer space, particularly in immersive genres such as first-person shooters, racing games, and simulators. VR's big advantage for these types of games is its much higher degree of immersion. While big TV screens and monitors offer an ever-larger field of view, VR views have no edges at all. With *Sony* launching its second-generation VR headset in early 2023,<sup>6</sup> and roughly 20 major games likely to launch for VR or with a VR option in 2023,<sup>7</sup> more gamers may be tempted to try VR. One limitation, however, may be that even leading VR multiplayer games are often limited to just 10 players together in a session, while many of the most popular 2D games on consoles and PCs can host multiplayer experiences with up to 150 players simultaneously. For VR to convert more multiplayer gamers, it may need to have stronger synchronization supported by next-generation networks.<sup>8</sup>

Other consumer VR content may include genres such as horror that use immersion to intensify the experience.<sup>9</sup> Remote travel and education uses will also serve some niche consumer experiences. Additionally, VR is likely to be increasingly used for mindfulness, with users donning a headset to be

transported to a tropical rainforest minus the humidity, or to gaze at the northern lights without the cold.

For enterprise uses, VR's opportunity lies in simulating work experiences, visualizing enterprise and industrial-scale systems, and overcoming the challenges of distance. For example, 2023's VR systems are likely to excel at hosting meetings for small teams that are unable to gather in person. Some may find VR-enabled virtual meetings superior to a "traditional" 2D video call, as VR makes it easier to see and hear who is speaking at any given time. VR avatars could also prompt better engagement with meetings by attendees who might otherwise, in a 2D video call, be tempted to turn off video and read email or play games on their phone.

VR can also be used for immersive training and work simulations alongside in-person and 2D video classrooms. Workers can train using virtual interfaces and machine models, run customer simulations, and practice emergency response drills without risk of failure. Such simulations can leverage the use of digital twins—virtual 3D models of physical systems connected to real-time data sensors—ranging from digitized 3D models of machinery to entire factories or towns recreated as functioning digital objects.<sup>10</sup> Enabling users to "touch" and manipulate digital models directly would contribute to the emergence of the enterprise metaverse, which seeks to bring remote collaborators together into virtual spaces where they can interact with 3D objects, assemblies, and systems.



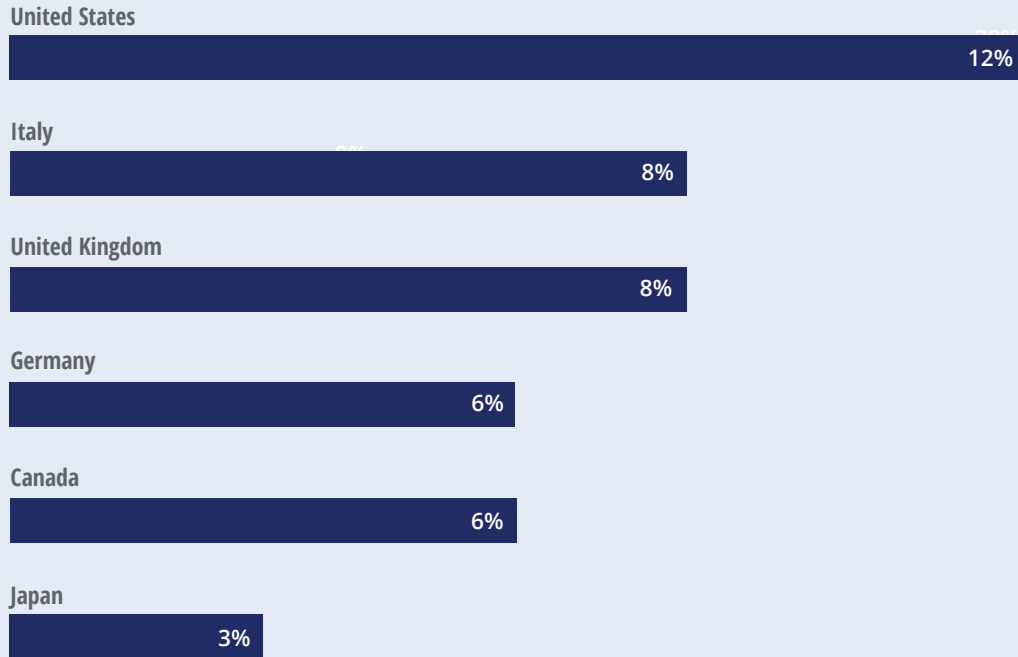
### THE BOTTOM LINE

Encouraging greater usage, especially among consumers, relies on both the quality and the quantity of VR content. Devices such as smartphones, tablets, and connected TVs have thrived on the availability of millions of apps. For VR to thrive, dedicated VR apps will need to see greater amounts of innovation. As of mid-2022, VR apps only numbered in the low thousands.<sup>11</sup> Moreover, consumer VR today competes for attention with phones, tablets, consoles, and PCs—a fiendish set of rivals—further demanding high-quality innovation from VR developers.

FIGURE 1

## Relatively few people own virtual reality headsets today

Percentage of respondents who owned or had access to a VR headset in 2022



Sources: Data from *Digital Consumer Trends*, Global Edition, Deloitte, April–July 2022; other Deloitte sources.

For enterprises, leaders should be very clear about which applications are uniquely or best suited to each device, bearing in mind that the scope of business applications is likely to be limited in the near term. It’s worth remembering in this regard that the first smartphones were used predominantly for email before expanding to their plethora of other uses; VR may follow the same trajectory. Enterprises should carefully track the success of their VR deployments and identify which applications gain traction versus those that employees abandon after a few uses. Some may be reluctant to use VR, finding the idea of being strapped into an apparatus that controls their field of view overwhelming, and occasionally nauseating, rather than exhilarating. Businesses may also need other capabilities to support VR’s use, including technical support, connectivity, security, and even potential compliance support for data collection or deployment in critical use cases. For example, some VR headsets enable eye-tracking, which represents a new personal data set that will need to be controlled.

Despite challenges like these, the VR market has plenty of momentum for continued growth. Putting on a VR headset, there is an undeniable moment of awe and a sense of being in an actual “place”. The challenge is what to do next. If consumer and enterprise applications become more useful and more widespread, people should use VR headsets and peripherals more and more, and be more and more apt to buy content to run on them. The hardware and software markets could then feed off each other in a virtuous cycle of growth, taking VR beyond niche at last.

## Endnotes

1. Deloitte, "Virtual reality (VR): a billion dollar niche," accessed October 21, 2022.
2. GSMA, *The mobile economy 2022*, accessed October 21, 2022.
3. Sales units for smart speakers were 163 million in 2021 alone. See: Canalys, *Global smart speaker market 2021 forecast*, October 22, 2020.
4. One UK government report notes usage times of 15–30 minutes, with breaks in between. See: Department for Business, Energy & Industrial Strategy, *The safety of domestic virtual reality systems*, September 2020.
5. YouTube, "Trapped in the Metaverse: Here's what 24 hours in VR feels like | WSJ," accessed October 21, 2022.
6. Ben Lang, "PlayStation VR 2 launching early 2023, Sony confirms," *Road to VR*, August 22, 2022.
7. Nick Tan, "Sony confirms PSVR 2 will have over 20 launch games," *PlayStationLifeStyle.net*, May 25, 2022.
8. Rutgers, "Edge cloud augmentation for virtual reality MMOGs," accessed October 21, 2022.
9. Gergana Mileva, "How VR horror films can take fear to new heights," *ARPost*, June 29, 2021.
10. Aaron Parrott, Brian Umbenhauer, and Lane Warshaw, *Digital twins: Bridging the physical and digital*, January 15, 2020.
11. Janko Roettgers and Nick Statt, "Why Meta decided against an open VR app store," *Protocol*, April 7, 2022.

## About the authors

### **Paul Lee | paullee@deloitte.co.uk**

Paul Lee is a partner at Deloitte UK, and head of research for the Technology, Media & Telecommunications (TMT) industry at Deloitte. In addition to running the TMT research team globally, Lee manages the industry research team for Deloitte UK.

### **Chris Arkenberg | carkenberg@deloitte.com**

Chris Arkenberg is a research manager with Deloitte's Center for Technology, Media, and Telecommunications. His research focuses on the coevolution of media, technology, and human behavior.

### **Ben Stanton | bstanton@deloitte.co.uk**

Ben Stanton is a TMT Insights manager with Deloitte UK. His research spans technology, media, and telecommunications, covering devices, connectivity, streaming, social media, data privacy, gaming, Web3, and the metaverse.

### **Allan Cook | allcook@deloitte.com**

Allan Cook is a managing director with Deloitte Digital and the Digital Reality Business leader, working with clients on augmented reality (AR), virtual reality (VR), mixed reality (MR), 360-degree immersive strategies and experiences. He was also the Global TMT sector leader for ops transformation with more than 30 years of industry experience; and works with a wide variety of organizations on strategy, scenario planning, business transformation, innovation, and digital reality.

## Acknowledgments

The authors would like to thank **Manya Kalia**, **Simon Ames**, and **Duncan Stewart** for their help in supporting our research.

# Technology



# Battle for the enterprise edge: Providers prepare to pounce on the emerging enterprise edge computing market

Cloud, telco, equipment, and platform companies are vying for a share of enterprise investments in edge services and products that make computing faster, safer, and cheaper.

Naima Hoque Essing, Jack Fritz, Ariane Bucaille, and Craig Wigginton

**T**HE ENTERPRISE EDGE is fast becoming the new frontier of digital transformation, and the size of the prize is sending companies of all types—public cloud hyperscalers, communication service providers, infrastructure equipment manufacturers, management platform providers, and others—scrambling for a piece of the growing pie. Deloitte Global examined the edge as a compelling opportunity in its 2021 *Predictions* publication.<sup>1</sup> Some of the headwinds we identified then have slowed the market’s evolution and the willingness of enterprises to invest. As the market

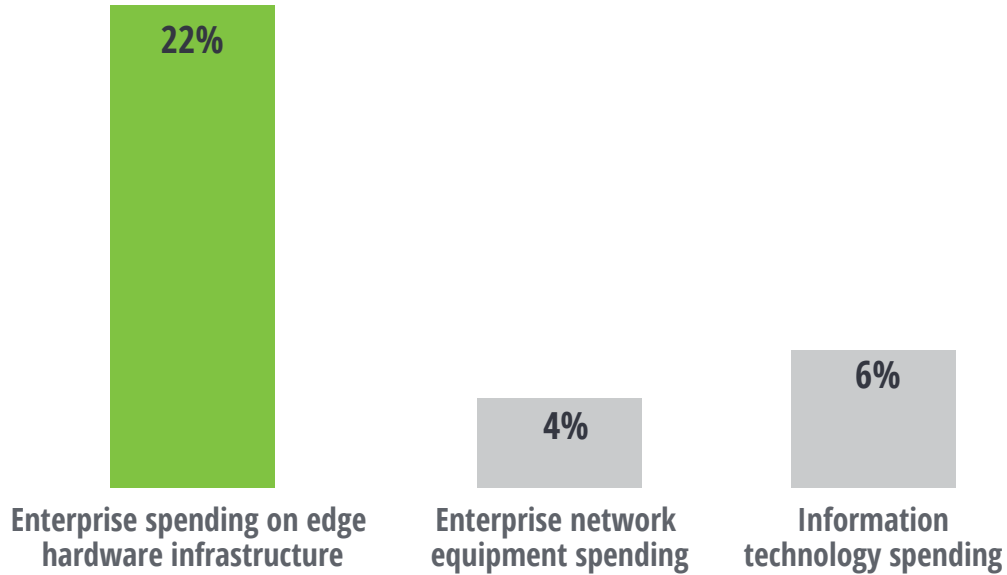
develops, a clearer view of the major players’ offerings and strategies has emerged and Deloitte Global predicts that the enterprise market for edge computing will grow at 22% in 2023,<sup>2</sup> compared to 4% growth in spending on enterprise networking equipment and 6% on overall enterprise IT for the same year.<sup>3</sup> Most of this growth will likely come from expenditures on hardware initially but will migrate toward software and services as the market matures. While enterprise spending on edge computing is gaining traction, it is off a relatively small base.



FIGURE 1

## Growth in enterprise edge infrastructure spending is far outpacing growth in network equipment and overall IT spending

Estimated market growth rates in 2023



Source: Based on Deloitte analysis of IDC, Gartner, Omdia, TBR, HPE, AvidThink, Precedence Research, Grandview, and STL forecasts.

### As enterprises pursue edge computing's benefits, providers are eager to oblige

Billions of devices connect to the internet: smartphones, computers, security cameras, machine sensors, and many more. Devices like these generate massive amounts of data, most of which travels over the internet to applications running in the cloud. The cloud, in turn, is powered by enormous, centralized data centers and platforms operated and offered by a few organizations.

The problem with this is that, as the number of connection points explodes to 150 billion devices generating 175 zettabytes of data by 2025,<sup>4</sup> sending all that data to faraway clouds for processing will become increasingly inefficient and expensive. Moreover, this model may not be able

to deliver the real-time data and response times demanded by newer applications. Consequently, more organizations are considering a hybrid cloud model that augments existing cloud strategies with edge computing.

Edge computing distributes the cloud's scalable and elastic computing capabilities closer to where devices generate and consume data. These locations can be as varied as an enterprise's on-premise server, a communication service provider's central office or cell tower, a hyperscaler's regional data center, an end-user device, or any point in between.

Since data doesn't have to travel as far, using edge computing can help reduce network resources, cut transit costs, improve reliability, reduce latency,<sup>5</sup> and, perhaps most importantly, enhance enterprise control over data and applications.

For example, edge computing can help organizations meet increasingly stringent data sovereignty, privacy, and security requirements by keeping sensitive data on premise. What’s more, when edge computing is combined with advanced connectivity options—especially 5G—it can deliver flexible, near real-time response times for data-heavy, artificial intelligence–driven, time-sensitive, or mission-critical applications. The combination of low latency, advanced connectivity, and enhanced data control makes many IoT use cases, such as the video analytics and computer vision used in security and quality control, immersive

mixed reality training, autonomous vehicles, and precision robotics, much more feasible.

The developing edge computing ecosystem is highly diverse. While chipset makers, device manufacturers, application developers, security specialists, and system integrators also feature prominently, we’ll focus on four categories of companies that are active in the edge computing market: public cloud hyperscalers, communications service providers (CSPs), infrastructure equipment vendors, and cloud management platforms.

FIGURE 2

## Players in the edge computing market face a crowded field

Notable companies in the edge computing value chain

<b>Public cloud hyperscalers</b>	<ul style="list-style-type: none"> <li>• Amazon Web Services (AWS)</li> <li>• Microsoft Azure</li> <li>• Google Cloud</li> </ul>
<b>Communication service providers</b>	<ul style="list-style-type: none"> <li>• Telstra</li> <li>• Verizon</li> <li>• KDDI</li> <li>• SK Telecom</li> <li>• T-Mobile</li> <li>• Orange</li> <li>• Telenor</li> <li>• Telefónica</li> <li>• AT&amp;T</li> <li>• Vodafone</li> </ul>
<b>Infrastructure equipment vendors</b>	<ul style="list-style-type: none"> <li>• Dell</li> <li>• Nokia</li> <li>• Cisco</li> <li>• JMA Wireless</li> <li>• Mavenir</li> <li>• Ericsson</li> <li>• Hewlett Packard Enterprise (HPE)</li> </ul>
<b>Edge cloud management platforms</b>	<ul style="list-style-type: none"> <li>• Red Hat</li> <li>• VMware</li> <li>• Nutanix</li> <li>• MobileEdgeX</li> <li>• Amdocs</li> </ul>

Source: Multiple public sources.

**Public cloud hyperscalers.** Hyperscalers are likely to play a key role in standardizing, simplifying, and commercializing enterprise edge computing solutions, leveraging their platforms, ecosystems, and marketplaces to deliver easy-to-consume, right-sized, yet scalable and affordable solutions. Hyperscalers are treating edge computing as an extension of their existing cloud business, regionalizing and scaling their massive global cloud infrastructures into smaller formats that can enable customers to process workloads closer to or in their facilities. As part of this effort, many are partnering with CSPs, content delivery networks, cell tower owners, and others with highly distributed network facilities to colocate these scaled-down edge cloud platforms close to potential clients. Some hyperscalers are shrinking their cloud platforms even further to deliver turnkey edge computing platforms that enterprise customers can deploy on their own hardware infrastructure in their own environments. To pursue this market, they are partnering with specialized system integrators and others to extend their sales channels into specific industry verticals.

**CSPs.** CSPs are also well-equipped to offer packaged edge computing solutions. Besides providing the connectivity between the hyperscaler's centralized cloud and the enterprise's on-premise data centers, servers, or devices, a number of them believe that they can also profit from offering edge computing solutions in conjunction with secure and reliable connectivity to enable real-time applications. These CSPs are taking measured steps toward developing their edge computing infrastructures, platforms (often in conjunction with a hyperscaler), and services, collectively known as multi-access edge computing (MEC).<sup>6</sup> As part of a MEC offering, CSPs can use their 5G networks to deliver a wide range of à la carte or fully managed connectivity, compute, storage, and security edge services, or even develop their own B2B and B2C applications tailored to an enterprise's specific needs.

Many CSPs have well-established relationships, credibility, and trust with enterprise customers on which to build their MEC business. On the other hand, many still need to develop their strategy, value proposition, business and operating models, partnerships, and customer-centric sales capabilities to effectively offer and deliver these services.

**Infrastructure equipment vendors.** For infrastructure equipment vendors, edge computing provides more opportunities to supply service providers, since the increasingly virtualized and open (based on common standards) nature of networks is lowering barriers to entry and allowing for greater vendor diversity. As Dell CEO Michael Dell recently observed, "There are seven million cellular base stations worldwide, and every one of those is becoming a data center"<sup>7</sup>—presumably to which Dell intends to supply edge infrastructure solutions. Indeed, at Mobile World Congress 2022 (MWC 2022), not only Dell but HPE, Cisco, and other IT hardware vendors announced new edge-to-cloud computing solutions for CSPs and enterprise customers.

In pursuing these new opportunities, many IT equipment vendors are evolving their increasingly commoditized hardware-centric product portfolios into more value-added, software-centric, and consumption-based business models. An example of this trend is HPE, which in 2018 committed more than US\$4 billion to build its edge computing business around the cloud and service-based business model that it announced at MWC 2022.

Networking infrastructure vendors are also getting in the game. Given greater spectrum availability, common architectures, and use case requirements, edge computing and private cellular networks are often implemented concurrently. Accordingly, the markets for edge computing and private cellular networks are developing hand in hand, leading to partnerships up and down the tech stack and across the value chain. Because cellular networks require a different skill set from edge computing,

these combined deployments expand revenue opportunities for networking infrastructure vendors with specialized knowledge of radio technologies.

**Edge cloud management platforms.** Because edge computing has numerous deployment options, each involving a different slate of vendors and applications, an abstraction layer—that is, an edge-cloud management platform—can be used to reduce the complexity of administering these disparate, heterogeneous environments. These management platforms increasingly seek to provide a common operating system with centralized tools, KPIs, and dashboards, making it

easier for operators, enterprises, and developers to tailor performance and security policies in diverse, hybrid environments. The programmable platforms use application programming interfaces (APIs) to control the underlying physical network infrastructure. Because these APIs are increasingly becoming standardized, open-source, and thus vendor-agnostic, their use promotes greater interoperability among the mix-and-match components from different vendors. They can also increasingly blur the distinction between infrastructure and applications as network functions and capabilities are increasingly implemented through code rather than infrastructure.

## THE BOTTOM LINE

While the market for edge computing products and services is potentially huge, providers may have to wait a while for customers to catch up. Many enterprises and other organizations are rethinking their cloud, data center, and networking strategies for how best to take advantage of new edge computing capabilities. In doing so, they are evaluating where to best place workloads in a hybrid cloud/edge model—and how they can secure and access data in a data center that exists at the core, cloud, and edge.

Inevitably though, enterprises will likely solve these kinds of issues and increase their edge computing investments. And as they do, the various providers' success in capturing share may depend not on an "us versus them" mentality, but rather on working together to realize the market's potential. Telcos, hyperscalers, equipment vendors, and platform providers may often find themselves serving the same customers, each providing a different value proposition. Natural synergies will often arise in consequence—for instance, many cross-industry partnerships are forming to offer enterprises a wide range of integrated compute and networking solutions to support turnkey computer vision, virtual and augmented reality, machine learning, and other data-intensive or connected-device applications.<sup>8</sup> For this reason, it's safe to say that the edge computing business will likely rely on partnerships and ecosystems and not on end-to-end solution providers in every case.

## Endnotes

1. Chris Arkenberg et al., *Gaining an intelligent edge: Edge computing and intelligence could propel tech and telecom growth*, Deloitte Insights, December 7, 2020.
2. Based on Deloitte analysis of IDC, Gartner, Omdia, TBR, HPE, AvidThink, Precedence Research, Grandview, and STL forecasts.
3. Mikayla Gruber, "Gartner predicts IT spending growth despite economic strife," SDxCentral, July 16, 2022.
4. Hewlett Packard Enterprise (HPE), "Hewlett Packard Enterprise to present live webcast of Investor Relations Summit at HPE Discover 2022," press release, June 22, 2022.
5. Latency is the amount of time, typically measured in milliseconds (ms), to roundtrip data between two points.
6. The European Standards board, ETSI, developed the standard software platform, API, and programming model that define how edge applications interact primarily with the cellular RAN.
7. YouTube, "Michael Dell: Edge is the new cloud.," video, 5:43, June 9, 2021.
8. Carl Weinschenk, "Verizon, Google cloud partner on 5G mobile edge computing," Telecompetitor, December 16, 2021.

## About the authors

**Naima Hoque Essing | [nhoqueessing@deloitte.com](mailto:nhoqueessing@deloitte.com)**

Naima Hoque Essing is a research manager in the Deloitte Center for Technology, Media & Telecommunications, Deloitte Services LP. Her research focuses on the impact of emerging technology, business, and regulatory trends on industries and enterprises.

**Jack Fritz | [jacfritz@deloitte.com](mailto:jacfritz@deloitte.com)**

Jack Fritz is a principal in Deloitte Consulting LLP's Technology, Media & Telecommunications (TMT) practice and is a leader of the firm's 5G and Edge Computing practice with more than a decade of experience in the telecommunications industry. His work has focused on helping companies navigate strategic, technical, and regulatory choices as they pursue opportunities enabled by connectivity.

**Ariane Bucaille | [abucaille@deloitte.fr](mailto:abucaille@deloitte.fr)**

Ariane Bucaille is Deloitte's global TMT industry leader and also leads the TMT practice and the TMT Audit practice in France. She has more than 20 years of experience and is a chartered and certified public accountant.

**Craig Wigginton | [cwigginton@deloitte.com](mailto:cwigginton@deloitte.com)**

Craig Wigginton is Deloitte's global 5G leader. He has more than 30 years of experience leading large, complex accounts across the TMT industry, with an emphasis in the telecommunications sector.

## Acknowledgments

The authors would like to thank **Tim Krause, Hugo Pinto, Duncan Stewart, Arpan Tiwari,** and **Dieter Trimmel** for their contributions to this chapter.



# Tech's climate commitment: Organizational and personal impacts are pushing tech leaders toward faster climate action

The technology industry has set ambitious deadlines for achieving net-zero. Operational efficiencies, sustainable products, and tech innovations can help it get there.

Susanne Hupfer, Karthik Ramachandran, Ariane Bucaille, and Gillian Crossan

---

**A**CHIEVING NET-ZERO<sup>1</sup> IS a priority for many organizations today, and the technology industry is taking the imperative to heart. Deloitte Global predicts that in 2023, the tech industry will move faster on climate action than nontech industries. By “move faster,” we mean that more tech companies say they’re aiming for net-zero by 2030 than nontech companies. Deloitte’s

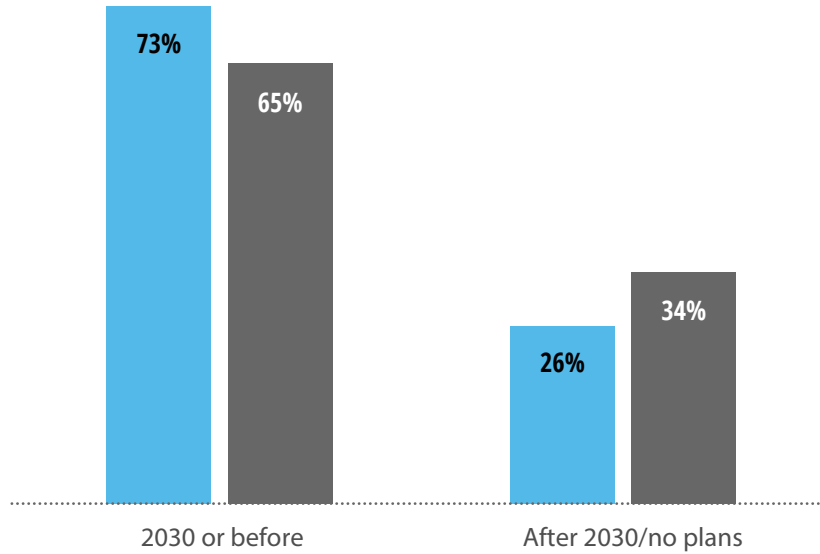
2022 *CxO Sustainability* survey, which polled more than 2,000 C-suite executives worldwide, found that technology executives viewed net-zero as a more urgent priority: They were 13% more likely to target net-zero by 2030, and 24% less likely to push that goal past 2030 or have no plans (figure 1).<sup>2</sup>

FIGURE 1

## Overall, the tech industry has set more ambitious deadlines for achieving net-zero than nontech industries

Percentage reporting when their company plans to achieve net-zero carbon emissions

■ Tech CxOs ■ Nontech CxOs



Notes: Analysis based on survey of 2,083 C-level executives from 21 countries. Small percentages of “Don’t know” responses have not been shown.

Source: Deloitte, *Deloitte 2022 CxO Sustainability Report: The disconnect between ambition and impact*, 2022.

### Tech executives feel increasingly concerned and impacted. They’re also more likely to act.

That tech leaders are in a hurry to mitigate climate change may not be surprising, considering the attitudes and experiences they reported in Deloitte’s survey. Tech executive respondents were more likely to be worried about climate change than those in other industries, and more likely to report personal impacts (figure 2).<sup>3</sup> Their direct experience with climate-driven adversity may be one reason they intend to act quickly.

Organizational impacts from climate change are growing—and quickly. Thirty-seven percent of surveyed tech executives reported that their organization is already experiencing a scarcity of

resources such as water and energy—up eight points from a similar Deloitte survey conducted only eight months earlier. Thirty-eight percent said that they were feeling the cost of climate change mitigation—more than double the prior survey’s percent. And 42% percent said that their operations had been affected by climate-related disasters or weather events—up 18 points from the earlier survey.

These organizational disturbances are often consequential. For example, during London’s record-breaking July 2022 heat wave, two global tech companies’ cloud-based data centers experienced service disruptions due to cooling failures.<sup>4</sup> In August, facing historic heat and drought that jeopardized the region’s power supply, China’s Sichuan province shut down factories, including electronics component makers that



FIGURE 2

## Tech leaders worry more about climate change and suffer greater impacts, but they're also more optimistic about making a difference and more likely to act

Tech and nontech executives' views, experiences, and actions on climate change

■ Tech CxOs ■ Nontech CxOs

### Concern and impact

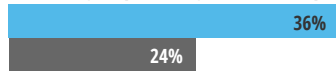
Company is "very concerned" about climate change



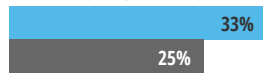
Personally impacted by extreme heat in past year



Personally impacted by wildfires in past year



Personally impacted by water shortages in past year



### Optimism

Strongly agree that immediate action can limit climate change's worst impacts



### Action

Company has been training employees on climate change actions and impact



Company has created a senior position/function responsible for driving sustainability initiatives



Company has received SBTi validation of its GHG reduction targets



Note: Analysis based on survey of 2,083 C-level executives from 21 countries.

Source: Deloitte, *Deloitte 2022 CxO Sustainability Report: The disconnect between ambition and impact*, 2022.

supply major tech companies.<sup>5</sup> In 2019, US scientists were forced to power down one of the world's most powerful supercomputers twice in two weeks due to preemptive multi-day power cuts intended to mitigate wildfire risk in northern California.<sup>6</sup> And in 2021, severe winter storms in Texas triggered days of power outages and closed three major semiconductor plants.<sup>7</sup>

Stakeholder pressure is lending additional weight to these organizational and personal incentives. These include investors as well as customers, board members, and especially US and EU regulators that mandate more rigorous disclosures on greenhouse gas (GHG) emissions, environmental risks, and mitigation actions.<sup>8</sup>

Despite confronting these challenges and pressures, tech leaders aren't throwing their hands up in despair. On the contrary: The 2022 Deloitte survey found that tech executives were *more* likely than executives in other industries to believe that immediate action could mitigate climate change's worst impacts. Nine in ten of the surveyed tech

leaders believed that their companies' current sustainability initiatives will help mitigate climate change. And eight in ten believed their efforts would boost investor and customer satisfaction, employee morale, brand recognition, operating margins, revenue from new businesses, supply chain resilience, and innovation.<sup>9</sup>

What's more, tech companies were more likely than nontech companies to have taken several steps toward mitigating climate change: creating a senior position to drive sustainability efforts, training employees on climate change actions, and publicly committing to a GHG reduction target through the Science-Based Targets Initiative (SBTi)—a coalition that helps companies set goals and timelines for reducing emissions (figure 2).<sup>10</sup> As of August 2022, 338 of the 3,545 companies that have committed to developing net-zero targets with the SBTi were from the technology sector, making it the second-largest industry segment represented.<sup>11</sup> More than four in ten of these tech signatories have already set emissions reduction targets.



Other signals also point to the tech industry's sustainability leadership. For instance, a 2021 analysis found that of the top 10 US companies by market value, the five with the earliest deadlines for reaching net-zero were all tech giants.<sup>12</sup> The tech industry is already among the biggest global buyers of renewable energy: In 2021, tech giants were responsible for more than half the corporate purchase agreements for clean energy.<sup>13</sup> On the regulatory front, too, some large tech companies have themselves been advocating for mandatory disclosures on climate change.<sup>14</sup>

Such leadership is welcome from an industry estimated to be responsible for 2–3% of the world's GHG emissions, mainly due to the enormous energy demands of technology manufacturing processes, billions of connected devices, and proliferating data centers.<sup>15</sup> The good news is that the tech industry is starting from a smaller carbon footprint than others, and it has many opportunities to both reduce that footprint and help others do so.<sup>16</sup> We're seeing tech companies lead in several broad ways such as:

1. *Tackling carbon reduction more aggressively—and influencing ecosystems.* Tech giants are investing heavily in global solar and wind farm projects to power their operations.<sup>17</sup> Addressing the broader value chain, Apple is helping its suppliers shift to renewable energy and also investing in a new solar farm to account for the energy consumed by its product users.<sup>18</sup> Aiming for half its shipments to be carbon-neutral by 2030, Amazon has launched package deliveries that use e-cargo bikes, people on foot, and electronic vehicles.<sup>19</sup> And Google intends to run on carbon-free energy 24/7 by 2030, which involves innovations like geothermal power and smartly routing computing tasks to locations with carbon-free electricity.<sup>20</sup> Some tech leaders are also influencing broader ecosystems to commit to net-zero: The Climate Pledge, for instance, was co-founded by Amazon in 2019 and now has nearly 400 signatories, including several other large tech companies.<sup>21</sup>
2. *Making their products more climate friendly.* Some tech companies are tackling the e-waste problem by using more recycled materials in products, designing them for better repair and recycling, and promoting a circular economy for electronics.<sup>22</sup> Having recovered two billion pounds of discarded electronics and used 100 million pounds of recycled material in new products by 2020, Dell now aims to have most of its product content made from renewable or recycled material by 2030.<sup>23</sup> And Apple is purchasing the first commercial, low-carbon aluminum for use in its phones.<sup>24</sup>
3. *Creating climate tech that tracks and mitigates the effects of climate change—for themselves and their customers.*<sup>25</sup> For example, several tech companies have debuted tools that help customers track emissions from their cloud and software use.<sup>26</sup> Others are investing in carbon capture technologies.<sup>27</sup> Still others are using analytics and robotics to decrease energy consumption: For instance, Google has been using DeepMind AI software to trim its data centers' power usage and to predict power output from wind farms.<sup>28</sup> And companies can use tech advances such as environmental monitoring satellites, IoT, data analysis, blockchain, and AI to increase efficiencies in buildings, manufacturing, and agriculture; improve data center management; and reduce traffic congestion.<sup>29</sup>

## THE BOTTOM LINE

To meet the challenge of climate change, tech leaders can consider how their company's mission, operations, business models, and products and services may need to adapt:

- *Commit to net-zero.* A critical first step is to be clear about the company's plan and timeline for getting to net-zero. Leaders should consider having their company's reduction targets validated by an external organization.
- *Improve management and governance.* Tech companies may need to update their management and governance, such as creating a senior position to drive climate initiatives and linking executive compensation to sustainability performance. Improving governance and data management processes and controls can help ensure thorough and accurate disclosures.
- *Adapt operations.* Organizations may need to rethink both operations and production. They may need to make buildings, equipment, and manufacturing more energy-efficient, use more sustainable materials, reduce travel, train employees on new practices, and purchase renewable energy.
- *Reconsider the product portfolio.* Companies can choose to double down on products and services with the most potential to reduce carbon. For example, Vodafone aims to help its customers reduce carbon emissions by 350 million tons by 2030, mainly by supplying IoT services for fleet management, logistics, manufacturing, and metering.<sup>30</sup> Through digital innovation, tech companies can help accelerate the decarbonization of other industries.<sup>31</sup>
- *Address the value chain.* In the tech sector, value chain emissions are estimated to be 7 times greater than operational emissions.<sup>32</sup> Rather than focusing narrowly on their operations, organizations can work collaboratively with suppliers and partners to meet sustainability criteria.<sup>33</sup> Ultimately it may be productive to take a comprehensive systems approach, recognizing that today's industries will likely transform into complex, interconnected net-zero systems.<sup>34</sup>

Like any industry, tech is vulnerable to climate change risks. But technology executives, more than most, seem to appreciate how vulnerable they are, and many are making strong commitments to do something about it. In 2023, the race to net-zero may see tech companies well represented in the vanguard.

## Endnotes

1. The United Nations describes “net zero” as “cutting greenhouse gas emissions to as close to zero as possible, with any remaining emissions re-absorbed from the atmosphere, by oceans and forests for instance.” See: United Nations, “For a livable climate: Net-zero commitments must be backed by credible action,” accessed August 11, 2022.
2. Deloitte, *Deloitte 2022 CxO Sustainability Report: The disconnect between ambition and impact*, 2022.
3. It's not entirely clear why tech leaders are more likely to report being personally affected by adverse climate-change events. Geographic location and greater familiarity with climate-change concepts may both play a role.
4. Chris Stokel-Walker, “Data centers are facing a climate crisis,” *Wired*, August 1, 2022.
5. Laura He, “China’s worst heatwave in 60 years is forcing factories to close,” *CNN Business*, August 17, 2022.
6. Sebastian Moss, “How California’s wildfires took down a supercomputer,” *DCD Magazine*, January 17, 2020.
7. Jacques Leslie, “How climate change is disrupting the global supply chain,” *YaleEnvironment360*, March 10, 2022.
8. Addisu Lashitew, “The coming of age of sustainability disclosure: How do rules differ between the US and the EU?,” *Brookings*, June 6, 2022; Emily Abraham et al., “Executive summary of the SEC’s proposed rule on climate disclosure requirements,” Deloitte, *Heads Up*, Volume 29, Issue 2, March 21, 2022; Veronica Poole and Kristen Sullivan, *Tectonic shifts: How ESG is changing business, moving markets, and driving regulation*, Deloitte Insights, October 29, 2021; Gina Miani et al., “The ESG regulatory whirlwind: Accountability on the horizon,” Deloitte, June 4, 2021.
9. *Deloitte 2022 CxO Sustainability Report*.
10. The SBTi is a collaboration between CDP, the United Nations Global Compact, World Resources Institute (WRI) and the World Wide Fund for Nature (WWF). See: “About Us: Science Based Targets initiative (SBTi),” SBTi, accessed August 5, 2022. The first step in working with the SBTi is to submit a letter of intent to set a science-based target. Then, a company works with the SBTi to develop and validate emissions targets. See: “How it works: Science Based Targets,” SBTi, accessed August 12, 2022.
11. Deloitte analysis of SBTi data in mid-August 2022 revealed that the sector with the most signatories—395—is Agriculture (including food and beverage manufacture and stores, as well as forestry and paper products). The Technology sector has 338 signatories, followed by Professional Services with 303. If technology, media, and telecommunications are considered as a single sector, they represent the largest grouping, with 485 signatories.
12. Google has said that it has already achieved net-zero emissions; Amazon, Apple, Facebook, and Microsoft have announced plans to reduce their emissions to net zero. See: Tim Quinson, “Tech firms are setting the most ambitious net-zero goals,” *Bloomberg*, April 7, 2021. Some tech companies have committed to work toward net-zero carbon through The Climate Pledge, co-founded by Amazon, or individual efforts, such as Apple’s pledging to become carbon-neutral across its businesses by 2030. See: The Climate Pledge, “The pledge commitments,” accessed August 8, 2022; Apple, “Apple commits to be 100 percent carbon neutral for its supply chain and products by 2030,” press release, July 21, 2020. Deloitte TMT Predictions is an independent publication and has not been authorized, sponsored, or otherwise approved by Apple Inc.
13. Justine Calma, “Big Tech drove record clean energy purchases in 2021,” *The Verge*, February 1, 2022; BloombergNEF, “Corporate clean energy buying tops 30GW mark in record year,” press release, January 31, 2022; Sam Schechner, “Amazon and other tech giants race to buy up renewable energy,” *Wall Street Journal*, June 23, 2021.

14. One likely reason is to retain access to capital. A considerable portion (more than US\$60 trillion) of the world's total investment assets are under management by Climate Action 100+, an initiative comprising 617 global investors that have committed to invest responsibly. See: Tim Mohin, "Why are big tech companies asking for climate regulation?," *Fast Company*, May 18, 2021. Another likely reason is a desire for greater regulatory certainty. See: Justine Calma, "Tech giants call on SCOTUS to let EPA regulate CO2 emissions," *The Verge*, January 26, 2022.
15. United Nations Environment Programme (UNEP), "With new pact, tech companies take on climate change," March 19, 2021; Cliff Saran, "COP26: IT's role in tackling climate change," *Computer Weekly*, October 25, 2021.
16. The tech sector is estimated to be responsible for a far smaller share of world's greenhouse gas emissions than other sectors, such as agriculture and transportation. See: UNEP, "With new pact, tech companies take on climate change;" Hannah Ritchie et al., "CO<sub>2</sub> and greenhouse gas emissions," *OurWorldInData.org*, accessed August 22, 2022.
17. Amazon, "Amazon extends position as world's largest corporate buyer of renewable energy," April 20, 2022, accessed August 23, 2022; Jenny Darmody, "Apple invested in 17 renewable energy projects in 2020," *Silicon Republic*, March 18, 2021; Apple, *Annual Green Bond Impact Report: Fiscal Year 2021 Update*, 2021; Google Cloud, "24/7 Carbon-free energy: Powering up new clean energy projects across the globe," accessed August 23, 2022; Meta, *2021 Sustainability report*, May 2021; Meta, "Map—Meta sustainability," accessed August 23, 2022; Microsoft, *2021 Environmental sustainability report*, 2021.
18. Ben Lovejoy, "Apple supply chain doubled its use of clean energy last year, en route to 2030 commitment," *9to5Mac*, April 14, 2022; Adele Peters, "Apple invested in this solar farm to help clean up your power use at home," *Fast Company*, April 14, 2022.
19. Maria Deutscher, "Amazon announces London micromobility hub and new solar installations," *SiliconAngle*, July 4, 2022.
20. Catherine Clifford, "How Google plans to use 100% carbon-free energy in its data centers by 2030," *CNBC*, April 13, 2022; Ross Koningstein, "We now do more computing where there's cleaner energy," Google blog, May 18, 2021; Michael Terrell, "With new geothermal project, it's full steam ahead for 24/7 carbon-free energy," Google Cloud blog, May 18, 2021.
21. Amazon, "The Climate Pledge | Signatories," accessed September 26, 2022.
22. Kimberley Botwright and James Pennington, "Will your next phone be made from recycled materials? These 6 tech giants are working on it," World Economic Forum, September 24, 2020; Kelly MacNamara, "Big tech backs plan to tackle e-waste crisis," *Tech Xplore*, March 18, 2021; Michael Murphy, "Electronics can trigger a more circular, sustainable world—here's how," World Economic Forum, May 12, 2021.
23. Dell Technologies, "How we developed our most ambitious Advancing Sustainability 2030 goals," accessed August 8, 2022.
24. Lloyd Alter, "Apple gets first commercial-grade low-carbon aluminum from Elysis," *Treehugger*, April 1, 2022.
25. James Temple, "Half of the world's emissions cuts will require tech that isn't commercially available," *MIT Technology Review*, May 18, 2021.
26. BloombergNEF, "Tech giants launch emissions tracking tools for Scope 3," April 7, 2022.
27. Catherine Clifford, "Stripe teams up with major tech companies to commit \$925 million toward carbon capture," *CNBC*, April 12, 2022.
28. Nick Statt, "Google and DeepMind are using AI to predict the energy output of wind farms," *The Verge*, February 26, 2019.

Tech's climate commitment: Organizational and personal impacts are pushing tech leaders toward faster climate action

29. International Telecommunication Union (ITU), *Turning digital technology innovation into climate action*, September 29, 2020; Börje Ekholm and Johan Rockström, "Digital technology can cut global emissions by 15%. Here's how," World Economic Forum, January 15, 2019; Mai Tao, "7 supply chain technology trends shaping a sustainable future," *Robotics & Automation News*, April 7, 2021.
30. Vodafone, "Helping society to decarbonize," accessed August 23, 2022.
31. Scott Corwin and Derek M. Pankratz, *Leading in a low-carbon future: A "system of systems" approach to addressing climate change*, Deloitte Insights, May 24, 2021.
32. According to the US Environmental Protection Agency, about 12% of GHG emissions in the information technology sector are due to operations, and 88% are due to value chains. See: Center for Corporate Climate Leadership, *Emerging trends in supply chain emissions engagement*, Environmental Protection Agency, June 2018.
33. Deloitte, "Tackling your value chain emissions: Why reducing your Scope 3 emissions is vital to reaching net zero," accessed August 23, 2022.
34. Corwin and Pankratz, *Leading in a low-carbon future*; Andy Marks, "A business blueprint for a low-carbon future," *CIO Journal*, November 2, 2021.

## About the authors

**Susanne Hupfer** | [shupfer@deloitte.com](mailto:shupfer@deloitte.com)

Susanne Hupfer, PhD, is a research manager in Deloitte's Center for Technology, Media & Telecommunications, where she conducts research to understand the impact of technology trends and to deliver actionable insights. She has over 20 years of experience in the technology industry, including software research and development, strategy consulting, and thought leadership.

**Karthik Ramachandran** | [karramachandran@deloitte.com](mailto:karramachandran@deloitte.com)

Karthik Ramachandran is a senior research manager with Deloitte's Center for Technology, Media & Telecommunications. Through his research, he provides pragmatic solutions to help high-tech and telecom companies identify and address long-term issues and growth opportunities.

**Ariane Bucaille** | [abucaille@deloitte.fr](mailto:abucaille@deloitte.fr)

Ariane Bucaille is Deloitte's global Technology, Media & Telecommunications (TMT) Industry leader and leads the TMT practice and the TMT Audit practice in France. She has more than 20 years of experience and is a chartered and certified public accountant.

**Gillian Crossan** | [gicrossan@deloitte.com](mailto:gicrossan@deloitte.com)

Gillian Crossan is a principal in Risk & Financial Advisory, Deloitte & Touche LLP, and leads the global technology industry sector. She has been with Deloitte US for more than 25 years and has worked across sectors including energy, health care, consumer products, and technology.

## Acknowledgments

The authors would like to thank **Derek Pankratz**, **Duncan Stewart**, **Jeanette Watson**, **Paul Silverglate**, and **Gautham Dutt** for their contributions to this chapter.



# **Mergers and acquisitions**



# Let's make a deal—in gaming!

## Gaming M&A is growing on the back of consolidation, portfolio plays, and game tech

Video game companies, video streamers, and even hyperscalers pursue gaming M&A for talent, tech, and intellectual property to expand portfolios and quickly access new markets.

Chris Arkenberg and Kevin Westcott

VIDEO GAME COMPANIES are thriving, and so is the market for buying and selling them. In 2022, deal flow—the number of gaming deals—accelerated.<sup>1</sup> Deloitte Global predicts that, in 2023, the number of game company mergers and acquisitions (M&A) will increase by around 25%, slightly slower than the estimated 30% quarterly growth in 2022. We anticipate that this year's larger deals will mainly seek to acquire

audiences and IP, while smaller deals will focus more on technologies and Web3 solutions.

Overall deal value in 2023 will likely decline considerably year over year, but only because of a few historically exceptional deals in 2022. However, those exceptional acquisitions could set the bar even higher for competition in the coming year. Even though the year's total deal value will

probably decline, the continued strength in deal volume underscores the importance of gaming to the broader media and entertainment industry.

## **In a thriving industry, more media and entertainment companies see growth in gaming**

Growth in video gaming was already strong and sustained when the COVID-19 pandemic, with its lockdowns and social distancing, gave the industry an additional boost. Now, even with more people returning to public and in-person entertainment options, engagement with games has continued. This is especially true among younger players, who increasingly compete and socialize on multiplayer game services and spend considerable sums on in-game goods and content. Game services, experiences, and business models are innovating, console supply chains are loosening up to meet pent-up demand for next-gen experiences, and many anticipated games that were delayed in 2022 are now set to reach players in the coming year.

Innovation is driving the number of gamers—not to mention revenue—higher. In Deloitte's 2022 *digital media trends* survey of 2,009 US consumers, almost all Generation Z, millennials, and even Generation X respondents said they game regularly, averaging 11 hours every week.<sup>2</sup> One market research firm anticipated that 3 billion people worldwide will be habitual game players by the end of 2022. Driven by game sales, subscriptions to game services, and in-game purchases of virtual goods and content, game company revenues hit an estimated US\$200 billion for the year.<sup>3</sup>

With the industry doing so well, it's no surprise that competitors and opportunists are lining up for M&A-driven growth opportunities. Game companies are consolidating, competing for access

to gaming audiences and IP,<sup>4</sup> and acquiring smaller businesses that provide components and services to the gaming ecosystem.<sup>5</sup> Short of M&A, some are buying up shares in key ecosystem providers.<sup>6</sup> Many media and entertainment companies are looking to expand their portfolios into gaming to keep younger generations under their roof;<sup>7</sup> some of these are buying game companies for their leading franchises, seeking to develop more IP across film, streaming, and games.<sup>8</sup> And new Web3-native disruptors are gathering users around their early metaverse experiences. Their blockchain-based games tilted toward the Web3 metaverse have attracted large amounts of funding,<sup>9</sup> and could offer acquirers an appealing buffet of emerging technologies, new business models, and rare talent.

## **In Deloitte's 2022 digital media trends survey of US consumers, almost all Generation Z, millennials, and even Generation X respondents said they game regularly, averaging 11 hours every week.**

If M&A is so attractive to game companies right now, why do we expect 2023's deal values to fall short of 2022's? While the volume of deals should be high, large equity declines across the stock market are lowering game companies' valuations, making them cheaper to buy. This could bring down overall deal value while stoking more acquisitions. However, rising interest rates, looming recessionary pressures, and macroeconomic uncertainty may sideline some potential acquirers, leaving M&A growth opportunities to those with deeper pockets and a

longer view of the opportunities. Gaming's overall resilience may also come into question. In the second half of 2022, revenues from gaming services and in-game purchases began to cool, likely due to a combination of tightening wallets and a renewed interest in live, in-person entertainment in the summer months. Analysts will look for revenues to rebound in 2023, but if service subscriptions and in-game purchases remain down, it may signal that 2021 and 2022's numbers were a pandemic-induced bump rather than a permanent rise.

Even so, it's worth noting that some of 2022's deals were so huge that they would be hard to top under

any circumstances. The largest-ever video gaming acquisition took place in Q1 2022 (pending regulatory approval), as did two other highly notable multibillion-dollar purchases; the value of these three acquisitions was greater than the total deal value in all of 2021—which itself saw an estimated US\$60 billion changing hands across approximately 600 deals.<sup>10</sup> However, such deals may ignite greater competition, consolidation, and concentration as more of the fragmented video game industry is scooped up by a handful of the largest gaming companies—some of which are also the largest hyperscale platform companies.<sup>11</sup> Indeed, 2023 may see stronger moves by deep-pocketed tech behemoths taking stakes in gaming.

## THE BOTTOM LINE

In general, M&A activity looks to be heating up, but gaming M&A may be especially active.<sup>12</sup> Although the overall deal value for gaming M&A may be down from 2022 to 2023, it is still likely to be higher than prior years. We expect deal flow for gaming M&A to continue to accelerate, particularly for smaller acquisitions. Game companies will compete for access to increasingly lucrative audiences; they will seek tools and technologies that address existing challenges, such as ensuring fair play and providing moderation in social games; they will also look to reinforce game development and services, such as procedural environment generation, deeper audience analytics, and ad tech. They may also place bets on emerging metaverse and Web3 solutions, despite a potentially lingering “crypto winter”<sup>13</sup> and softening virtual real estate markets.<sup>14</sup>

Content will likely play a notable role as more top gaming companies and leading hyperscale platform players seek to expand their portfolios and stake a claim at the convergence of media IP, gaming, and the young metaverse. Savvy providers are acquiring rights to stories that lend themselves to “cinematic universes” that can be experienced through film, streaming video, and games.<sup>15</sup> Increasingly, we expect more studios to expand their presence across these media.

A growing number of gaming deals will also likely bring the Western and Asian gaming markets closer together.<sup>16</sup> In 2022, a number of acquirers from the United States and European Union took stakes in Asian gaming companies to access Asian players and grab IP that has proved successful in the West. Meanwhile, leading game companies in China, Japan, and South Korea made acquisitions and strategic investments in Western gaming assets. Gaming has become a global business, and game companies going up for sale now attract many other suitors than just competing game companies.

Film and TV studios, major entertainment companies, hyperscale social and platform companies, and private equity, all see opportunities in the gaming industry. Though 2023 may bring many uncertainties, many leaders considering M&A as a growth strategy may view these uncertainties as an opportunity to position their businesses for long-term success.

## Endnotes

1. David Bloom, "Game industry M&A, investment still booming in Q2 but IPOs 'collapse' amid economic downturn," *Forbes*, August 3, 2022.
2. Kevin Westcott et al., *2022 digital media trends, 16th edition: Toward the metaverse*, Deloitte Insights, March 28, 2022.
3. Jeffrey Rousseau, "Video game market revenue forecasted to hit \$200bn for 2022," *GamesIndustry.biz*, May 5, 2022.
4. Jon Yelenic, "Embracer acquires Crystal Dynamics, Eidos-Montréal, and Square Enix Montréal," *GameDaily.biz*, May 2, 2022.
5. Michael Metzger, "Gaming M&A, financing & IPO deals to exceed \$150B in 2022," *Drake Star*, February 3, 2022.
6. Tom Ivan, "Sony makes \$1bn investment in Epic Games 'to deepen relationship in the metaverse field'," *VGC*, April 11, 2022.
7. Alex Weprin, "Netflix's game studio buying spree lays groundwork for next streaming battle," *The Hollywood Reporter*, March 30, 2022.
8. Yelenic, "Embracer acquires Crystal Dynamics, Eidos-Montréal, and Square Enix Montréal."
9. Blockchain Game Alliance (BGA), "DappRadar x BGA games report – Q1 2022," April 20, 2022.
10. Katie Holt, "Rising competition drives games-related acquisitions in 2021," *Ampere Analysis*, February 21, 2022.
11. Julien Fournier, "M&A in the gaming industry," *Finance Focused*, May 2022.
12. Trevear Thomas et al., *2022 M&A trends survey: The future of M&A*, Deloitte, January 2022.
13. Matt Maximo and Michael Zhao, "Bear markets in perspective," *Grayscale Investments*, July 2022.
14. Aidan Ryan, "The metaverse real estate boom turns into a bust," *The Information*, August 3, 2022.
15. Mark Sweney, "Swedish gaming giant buys Lord of the Rings and Hobbit rights," *The Guardian*, August 18, 2022.
16. Metzger, "Gaming M&A, financing & IPO deals to exceed \$150B in 2022."

## About the authors

**Chris Arkenberg** | [carkenberg@deloitte.com](mailto:carkenberg@deloitte.com)

Chris Arkenberg is a research manager with Deloitte's Center for Technology, Media & Telecommunications. His research focuses on the coevolution of media, technology, and human behavior.

**Kevin Westcott** | [kewestcott@deloitte.com](mailto:kewestcott@deloitte.com)

Kevin Westcott, vice chairman, is the leader of Deloitte's US Technology, Media & Telecommunications (TMT) practice and the global Telecommunications, Media & Entertainment (TME) practice. His industry experience spans film, television, home entertainment, broadcasting, over-the top, publishing, licensing, and games.

## Acknowledgments

The authors would like to thank **Duncan Stewart** and **Ankit Dhameja** for their help supporting the research and analysis that went into this chapter.



# TMT divestitures make a comeback: 2023 deal values in tech, media, and telecom may bounce back strongly

Many TMT companies are aiming to become smaller and more focused. Bottom-line pressure and high interest from private equity and venture capital firms can make it easier in 2023.

Karthik Ramachandran, Duncan Stewart, Sriram Prakash, and Gillian Crossan

**D**UE TO MACROECONOMIC headwinds, business disruptions, and a weak IPO market, TMT divestitures took a nosedive in 2022 from 2021's record-setting values: Through the first half of 2022, total divestiture deal value fell 64% from the first half of 2021, while volume went down by only 21%. However, divestitures are now poised to bounce back to near-record highs. Deloitte Global predicts that the total value of TMT

divestitures in 2023 could expand by 25–50% year over year to range from US\$250–300 billion, well above the US\$244 billion average for the period 2016–2020. The increase in total value will likely come from a rise in both deal values and volumes (figure 1) as the business and investment environment improves and deal volume returns to historic levels.<sup>1</sup>

### ABOUT THE PREDICTION METHODOLOGY

The US\$250–300 billion total deal value we’re predicting for 2023 is based on our expectation that deal volume will revert to historic levels, while deal value will rebound sharply following the drop in 2022.

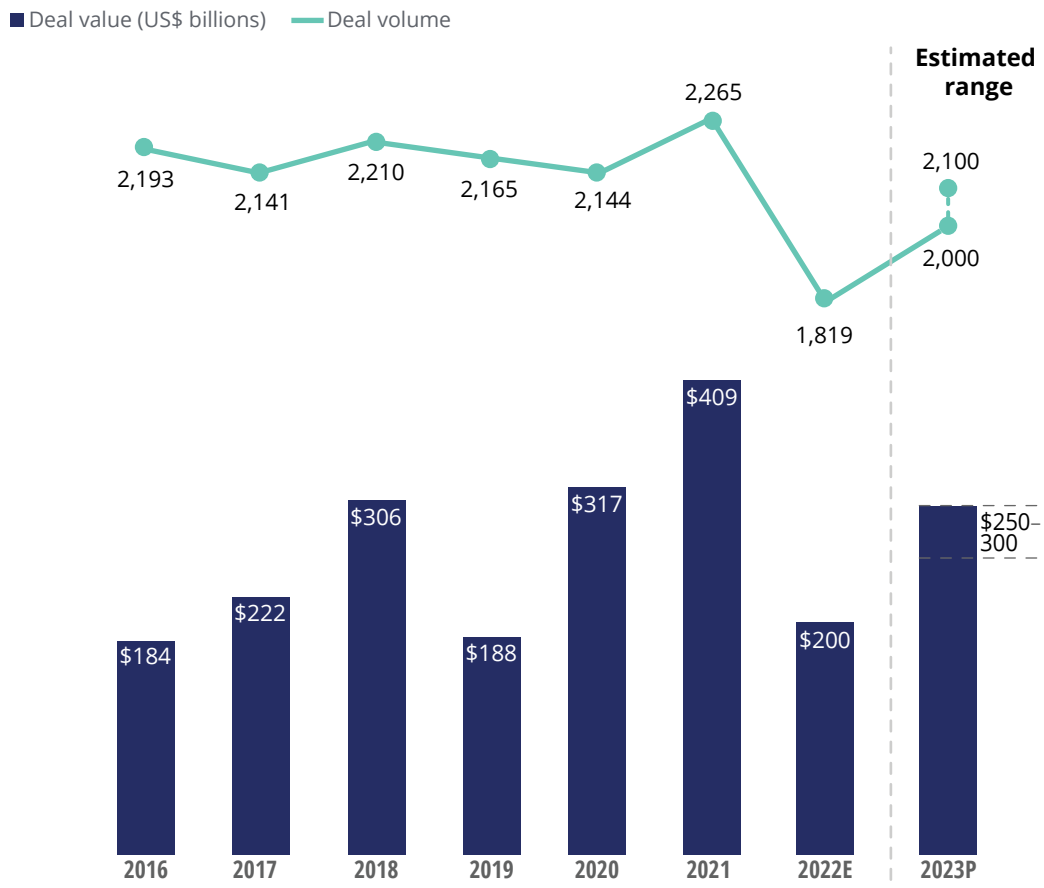
Although 2022 was a dramatic outlier, deal volume over the six preceding years was remarkably stable, showing just 3% variability (2,200 ± 60 deals per year). We anticipate that the growth drivers discussed in this chapter will lead deal volume to bounce back to about 2,000–2,100 deals—just shy of the long-term average—in 2023.

In sharp contrast, total annual deal value fluctuated substantially from 2016 to 2021, showing about 37% variability (roughly US\$300 billion ± US\$110 billion per year). Top reasons for robust divestiture activity in certain years include mega-divestments (2018), a rush in deals during the year’s second half (2020), and broad-based activity consistent with wider M&A trends (2021). The specific estimate for 2023 values is based on our expectation for a spurt in PE-led and corporate deals coupled with the confluence of growth drivers we discuss here.

FIGURE 1

## TMT divestitures are expected to bounce back strongly in 2023

TMT divestitures, 2016–2023



Note: E indicates estimated value and P denotes predicted value. See endnote 1 for methodology.

Source: Deloitte analysis based on data extracted from Refinitiv database in July 2022.



## Divesting now could appeal to sellers and buyers alike

The decrease in divestiture activity in the first half of 2022 had many drivers: recession worries, tighter credit markets, spiraling supply chain issues, and concerns about bottom-line impact. In addition, companies were most likely still taking stock of their asset portfolios following 2021's robust M&A and divestiture season. But many TMT companies still see divestitures as a path to becoming more agile in dealing with future uncertainties, and as conditions improve, they will likely once more begin to act. In fact, Deloitte's *2022 Global Divestiture Survey* found that corporate leaders expect to step up divestiture activity going forward.<sup>2</sup>

## The decrease in divestiture activity in the first half of 2022 had many drivers: recession worries, tighter credit markets, spiraling supply chain issues, and concerns about bottom-line impact.

We expect the recovery in TMT divestiture transactions will probably begin sometime in mid-2023, driven by several converging factors. Macroeconomic uncertainties and business disruptions may prompt companies to reassess their strategic business assets—including which ones it makes sense to hold onto.<sup>3</sup> Additionally, activist investors are likely to press for divestitures soon, as a variety of challenges have led to disappointing earnings and falling share prices.<sup>4</sup> Private equity investors (PEs) and select venture capital firms (VCs)<sup>5</sup> may become more aggressive buyers by

mid-2023 as they see more stable fund flows and highly attractive valuations compared to late 2021.

TMT executives are looking to divestitures to accomplish a variety of goals. Some are aiming to sharpen one or both entities' focus on their core business;<sup>6</sup> others want to unlock value from specific investments and assets;<sup>7</sup> and some are doing both as part of their portfolio recalibration efforts. All of these goals will likely involve offloading noncore business divisions, suggesting that the growth in 2023's deal activity will begin with an increase in the number of such niche, small-size transactions, with deal value following. Additionally, companies planning mega-mergers need to comply with regulations that mandate divesting certain assets before the mergers are approved.

As exit options, we expect corporate IPOs and especially SPAC-led deals to further weaken over the next 12–18 months due to higher valuations and rising interest rates. Given the muted IPO scene, we expect PE buyers to be more active in acquiring divested assets than strategic corporate buyers. PE firms are flush with record amounts of dry powder, and they will use it to chase select assets that they believe will yield higher ROI.<sup>8</sup> Sellers should prime the assets that they intend to sell off, as the market is less likely to simply “take over” assets available for sale.

In the technology sector, noncore assets, specialized software businesses that have the potential to scale, and financially struggling divisions with proven business models will be attractive candidates for both sellers and buyers.<sup>9</sup> Large, diversified semiconductor and electronics companies will likely continue to spin off select fab operations and facilities to focus on the core and preserve margins.<sup>10</sup> From the buyers' standpoint, PE investors can take advantage of the public funding announced by several governments, and could consider co-investing with interested chip companies to acquire fab operations that get spun off. Deal activity may be further accelerated by

regulators potentially forcing some larger tech companies to divest for anti-trust concerns.

Meanwhile, the media-telecom convergence trend seems to be slowing down, with some major telcos starting to look at prospective buyers for their media assets—especially, film and TV businesses—which could prompt de-mergers. But a more prominent driver behind many media and entertainment divestitures is digitization and consumer behavior. Consumers continue to change how they consume content as well as their spending on telecom, media, and entertainment services. Ongoing streaming wars and personal financial constraints are leading consumers to reduce their number of subscriptions: Deloitte’s 2022 *Digital Media Trends* study found that almost 50% of US consumers felt that they pay too much for streaming video services, driving one in three to plan to cut back.<sup>11</sup> Further, they are making very specific choices about what content and

services they want to spend their money on.<sup>12</sup> For media and entertainment majors and conglomerates offering content, broadcasting, connectivity, and entertainment, these consumer trends may prompt them to shed parts of their operations, not only to focus on their core business, but also to strengthen their financial position.

Deloitte’s 2022 *Charting New Horizons M&A report* suggests that telecom companies may deploy a range of defensive M&A strategies to safeguard their core businesses. For instance, they could continue to sell off select nonstrategic assets as part of a defensive strategy.<sup>13</sup> Telecom tower and infrastructure companies as well as mobile broadband service providers may seek to sell noncore assets such as media services and large data centers to invest more in high-growth areas and initiatives such as 5G, fixed wireless access, or edge computing.

## THE BOTTOM LINE

TMT executives considering divestitures face a number of issues, including funding, rising borrowing costs, supply chain uncertainties, and a murky global macroeconomic outlook. Against this backdrop, leaders may need to consider several actions to ready themselves for successful deals:

**Prepare for increased regulatory scrutiny:** Geopolitical tensions have reached fever pitch over the past two to three years. Moreover, digitization and tech advancements are blurring boundaries and borders, data privacy concerns are intensifying, and several major countries are pushing forward with localization to gain economic strength. These factors are driving numerous regulatory changes<sup>14</sup> that present complexities for divestitures, especially for cross-border deals.<sup>15</sup> Further complicating things is that for divestitures involving targets operating in multiple regions, regulatory authorities from all of those regions will scrutinize the transactions. Whether as a buyer or a seller, companies should be highly cognizant of the specific regulations in the countries and regions where they play.

**Focus on and prioritize core capabilities:** A TMT company may have niche capabilities in one or more high-growth areas, such as health and well-being apps, smart home tech, advanced materials, augmented or virtual reality, or machine learning/deep learning, to name just a few. However, it may sometimes make sense to divest specific business units containing even those “attractive” opportunities if they are not contributing to the larger business vision and objectives. These types of spin-offs can allow companies to direct capital and resources towards other areas that better serve them and their customers.<sup>16</sup>

**Gear up to transform while transacting:** A deliberate and a well-planned post-deal strategy can help TMT companies increase the benefits they gain from divestitures.<sup>17</sup> Even as they execute the transactions, TMT executives should place equal emphasis on optimizing the end state.<sup>18</sup>

**Demonstrate progress and positive outcomes in ESG:** ESG is no longer a nice-to-have, but a vital factor driving asset managers' and PEs' investment decisions.<sup>19</sup> It has become imperative for TMT companies—especially in the tech industry—to demonstrate tangible ESG outcomes to be attractive to potential buyers.<sup>20</sup> Some companies may want to spin off assets with poor ESG characteristics to distance themselves from the parent company.

All in all, TMT companies should find it easier to shed parts of their business in 2023 than they did the year before. With PEs under investor pressure to deploy their financial firepower and willing to consider riskier deals than in the recent past, perhaps the time is ripe for TMT executives to take a close look at what should be retained and what can be let go.

## Endnotes

1. This chapter uses “divestiture” to refer to transactions in which the parent company is losing a majority interest in the target company, or the target is disposing of some of its assets – where the target is a TMT company. The data in figure 1 reflects divestiture transactions across all global regions.
2. Deloitte, *2022 Global Divestiture Survey: Realizing value in a fast-paced market, 2022*.
3. Paul Silverglate, *2022 Technology Industry Outlook*, Deloitte, January 2022.
4. Deloitte's *2022 Global Deloitte Divestiture Survey* found that shareholder activism is once more emerging as a driver for sellers to consider divestitures.
5. Though VCs rarely invest in classic divested assets from companies, they are now evaluating technology management buyout spin-offs, in which the VC invests in small tech companies and funds their promising business ideas in niche areas.
6. For instance, VMware spun off from Dell in 2021 to further strengthen its cloud infrastructure and virtualization software presence, while enabling Dell to focus more on its core enterprise data center and PC markets.
7. For example, the Chinese manufacturing conglomerate BYD Co Ltd has filed for an IPO for its semiconductor business, BYD Semiconductor, to support BYD's expansion into power semiconductors and optoelectronics.
8. The global PE industry's dry powder was pegged at US\$1.78 trillion in February 2022, based on an article that cited Preqin's estimates. See: Maera Tezuka and Madeleine Farman, “Another PE dry powder record set; VC rounds in US fintech surged in 2021,” S&P Global Market Intelligence, February 11, 2022.
9. As such, software company valuations dropped more steeply than their broader tech peers during H1 2022. Based on Deloitte's analysis of publicly available sources, one US tech-software sector ETF was down nearly 34% year over year (YoY) as of August 31, 2022, compared with a 21% fall in the NASDAQ-100 Index (which represents the broader technology industry) and a 13% fall in the S&P 500 during the same period.
10. For instance, in 2020, one large tech company diversified its microchip manufacturing unit to focus more on its core chip R&D business instead of manufacturing. In another example, a PE firm acquired a major US-based semiconductor player's fab production facility in the United States.

11. Kevin Westcott et al., *2022 Deloitte digital media trends, 16th edition: Towards the metaverse*, Deloitte Insights, March 28, 2022.
12. Deloitte's 2022 Digital Media Trends survey (16th edition) revealed that 41% of US consumers cited price and 30% noted a lack of interesting content as key reasons for canceling their subscriptions.
13. Iain Macmillan, Mark Puowitz, and Sriram Prakash, *Charting new horizons: M&A and the path to thrive*, Deloitte, 2022.
14. Louise Nash et al., "Ukraine crisis: Changing M&A transactions for technology companies," Inside Tech Media, May 23, 2022.
15. Deloitte's 2022 *Global Divestiture Survey* found that, of the surveyed sellers (across all industries) that took more time than expected to complete their most recent divestiture, 48% cited regulatory approvals as an important reason, up from 40% in both the 2020 and 2017 surveys.
16. For example, in H1 2022, companies in the high-tech semiconductor and electronics space have divested niche business units in areas such as discrete components (diodes, connectors, video/audio devices), assemblies, and packaging/test equipment because these did not align with their strategic focus areas.
17. Deloitte, *2022 Global Divestiture Survey: Realizing value in a fast-paced market*.
18. Deloitte, "Driving divestiture value: Transacting and transforming on parallel tracks," October 4, 2020.
19. Deloitte, "Incorporating ESG across investment portfolios may open access to capital," 2020.
20. Besides reducing emissions and energy consumption in their own facilities, they are under growing pressure to monitor their suppliers' ESG progress. See: Deloitte, "ESG in Technology, Media & Telecommunications: Driving value through sustainability," accessed October 10, 2022.

## About the authors

**Karthik Ramachandran | [karramachandran@deloitte.com](mailto:karramachandran@deloitte.com)**

Karthik Ramachandran is a senior research manager with Deloitte's Center for Technology, Media & Telecommunications. Through his research, Ramachandran provides pragmatic solutions to help high-tech and telecom companies identify and address long-term issues and growth opportunities.

**Duncan Stewart | [dunstewart@deloitte.ca](mailto:dunstewart@deloitte.ca)**

Duncan Stewart is the director of TMT Research for Deloitte Canada and is a globally recognized specialist on the forecasting of consumer and enterprise technology, media & telecommunications trends. He presents regularly at conferences and to companies on marketing, technology, consumer trends, and the longer-term TMT outlook.

**Sriram Prakash | [sprakash@deloitte.co.uk](mailto:sprakash@deloitte.co.uk)**

Sriram Prakash is a senior executive at Deloitte UK and has held leadership roles across M&A, strategy consulting, and insight functions. He serves as the global leader for M&A insights and ideation and is responsible for shaping insight-led market responses and driving thought-provoking conversations with clients.

**Gillian Crossan | [gicrossan@deloitte.com](mailto:gicrossan@deloitte.com)**

Gillian Crossan is a principal in Risk & Financial Advisory, Deloitte & Touche LLP, and leads the global technology industry sector. She has been with Deloitte US for more than 25 years and has worked across sectors including energy, health care, consumer products, and technology.

## Acknowledgments

The authors would like to thank **Mark Casey, Joost Krikhaar, Pankaj Bansal,** and **Richa Khanna** for their contributions to this chapter.

## Contributors

**Simon Ames**, United Kingdom

**Chris Arkenberg**,  
United States

**Brooke Auxier**, United States

**Pankaj Bansal**, India

**Ariane Bucaille**, France

**Mark Casey**, Netherlands

**Allan Cook**, United States

**Paulo Lopes Costa**, Portugal

**Gillian Crossan**, United States

**Rupert Darbyshire**,  
United Kingdom

**Adam Deutsch**, United States

**Ankit Dhameja**, India

**Gautham Dutt**, India

**Thiago Elias de Silva**, Portugal

**Ralf Esser**, Germany

**Andrew Evans**,  
United Kingdom

**Jack Fritz**, United States

**Pete Giorgio**, United States

**Dan Hamling**, United States

**Chris Hanson**, United  
Kingdom

**John Helliwell**,  
United Kingdom

**Gill Hofmeyr**, South Africa

**Naima Hoque Essing**,  
United States

**Susanne Hupfer**,  
United States

**Aijaz Hussain**, United States

**David Jarvis**, United States

**Andronicah Jiyane**,  
South Africa

**Manya Kalia**, United Kingdom

**Richa Khanna**, India

**Kirti Khattri**, India

**Tim Krause**, United States

**Joost Krikhaar**, United States

**Brandon Kulik**, United States

**Kim Lachmann**, Germany

**Wayne Lam**, United States

**Mark LaViolette**,  
United States

**Paul Lee**, United Kingdom

**Jeff Loucks**, United States

**Garikai Matambo**,  
South Africa

**Alexander Mogg**, Germany

**Kelly Moran**, United States

**Lynn Mountford**, South Africa

**Nuno Andre  
Oliveira**, Portugal

**Dennis Ortiz**, United States

**Derek Pankratz**, United States

**Hugo Pinto**, Portugal

**Sriram Prakash**,  
United Kingdom

**Ethan Qi**, China

**Karthik Ramachandran**, India

**Akash Rawat**, India

**Negina Rood**, United States

**Adam Routh**, United States

**Pedro Goncalo  
Sanguinho**, Portugal

**Paul Silverglate**, United States

**Christie Simons**, United States

**Lupine Skelly**, United States

**Ben Stanton**, United Kingdom

**Duncan Stewart**, Canada

**Pedro Marques  
Tavares**, Portugal

**Abhilash Thalathoti**,  
United States

**Arpan Tiwari**, United States

**Dieter Trimmel**, Germany

**Stefanus van der Merwe**,  
Namibia

**Jeanette Watson**, United  
States

**Kevin Westcott**, United States

**Craig Wigginton**, United States

**Ben Wood**, United Kingdom

**Jimmy Zheng**, United States

## Contact us

*Our insights can help you take advantage of change. If you're looking for fresh ideas to address your challenges, we should talk.*

### Industry leadership

#### **Ariane Bucaille**

Global Technology, Media & Telecommunications industry leader | Deloitte & Associés |  
abucaille@deloitte.fr

Ariane Bucaille is Deloitte's global Technology, Media & Telecommunications industry (TMT) leader and also leads the TMT practice and the TMT Audit practice in France.

#### **Gillian Crossan**

Global Technology sector leader | Deloitte LLP | gicrossan@deloitte.com

Gillian Crossan is a principal in Risk & Financial Advisory, Deloitte & Touche LLP, and leads the global technology industry sector.

#### **Kevin Westcott**

Global Telecommunications, Media & Entertainment sector leader | Deloitte Consulting LLP |  
kewestcott@deloitte.com

Kevin Westcott, vice chair, is the leader of Deloitte's US Technology, Media & Telecommunications (TMT) practice and the global Telecommunications, Media & Entertainment (TME) practice.

# Deloitte.

## Insights

Sign up for Deloitte Insights updates at [www.deloitte.com/insights](http://www.deloitte.com/insights).



Follow @DeloitteInsight

### Deloitte Insights contributors

**Editorial:** Junko Kaji, Andy Bayiates, Aditi Gupta, Aishwarya Iyer, Dilip Poddar, Arpan Kumar Saha, Aparna Prusty, Blythe Hurley, Shambhavi Shah, and Preetha Devan

**Creative:** Sylvia Chang, Jaime Austin, Sofia Sergi, Govindh Raj, Sanaa Saifi, Rishwa Amarnath, Ayushi Mishra, Pooja N, and Gautham Dutt (TMT center)

**Audience development:** Pooja Boopathy

**Cover artwork:** Sylvia Chang, Jaime Austin, and Sofia Sergi

### About Deloitte

Deloitte refers to one or more of Deloitte Touche Tohmatsu Limited (“DTTL”), its global network of member firms, and their related entities (collectively, the “Deloitte organization”). DTTL (also referred to as “Deloitte Global”) and each of its member firms and related entities are legally separate and independent entities, which cannot obligate or bind each other in respect of third parties. DTTL and each DTTL member firm and related entity is liable only for its own acts and omissions, and not those of each other. DTTL does not provide services to clients. Please see [www.deloitte.com/about](http://www.deloitte.com/about) to learn more.

### About this publication

This communication contains general information only, and none of Deloitte Touche Tohmatsu Limited (“DTTL”), its global network of member firms or their related entities (collectively, the “Deloitte organization”) is, by means of this communication, rendering professional advice or services. Before making any decision or taking any action that may affect your finances or your business, you should consult a qualified professional adviser. No representations, warranties or undertakings (express or implied) are given as to the accuracy or completeness of the information in this communication, and none of DTTL, its member firms, related entities, employees or agents shall be liable or responsible for any loss or damage whatsoever arising directly or indirectly in connection with any person relying on this communication. DTTL and each of its member firms, and their related entities, are legally separate and independent entities.